



NEWSLETTER



Next meeting April 7

Laura Fraga Talks on Dear Jane Quilt

“Once I mastered the basics, I defined two great passions: hand appliqué and making “Dear Jane” quilts. Dear Jane is a quilt that Jane Stickle completed in 1863 during the Civil War. Brenda Papadakis discovered it at the Bennington Museum in Vermont and introduced it to the world in 1996. I have been a Janiac (rhymes with maniac, you get the picture) since 2000. To date I have completed five Dear Jane quilts of different sizes and helped numerous other quilters with their Dear Jane journeys.” from her website.

Don't Forget..

- Money for Monthly Mini
- Show & Tell
- Block of the Month
- Food to share



President's Message



Hello Quilters,

Spring has sprung! Sometimes I find that staying indoors no matter how compelling the quilting project I am working on is hard with the degree of gorgeous sunshine we are experiencing! But I have so many cool projects going. . . .

As you learned at our last meeting we are doing better financially this year due to the craft shows we've been participating in (not to mention our awesome crafts!), our "homemade" programs and two significant donations. Donations of the magnitude we received are not in any way predictable. Craft fairs, the Opportunity Quilt and "homemade" programing will help us on this positive swing in our finances. Which brings me to the need for VOLUNTEERS, we need volunteers to take the Opportunity Quilt to Santa Rosa (available dates as of this writing are: Wednesday, April 1; May 6; or June 3), we need volunteers to staff our craft booth for the Transhumance Festival (or the running of the sheep) on Saturday, April 11 as well as Butter and Egg Day on April 18. Two to three hours is the requested commitment. Remember many hands make light work!

Thanks for all you all do – remember to sign up via email OR at the next meeting.

Happy spring!

Melissa



Board Meeting Minutes



Date: 2.25.26

Meeting called to order at 4:35 by Melissa H, President.

Present: Melissa H, Pres; Shari K, Treas; Julie S, Sec'y; Margo C, Prog. Co-chair; Julie S, Prog. Co-chair; Kathy S., Member co-chair; Kim A., Ways & Means; Ellie O – COTS; Jayne – Homeless Vets program.

By-Laws: Sally, Jayne and Debby will work on updating them, and address how we currently set up and run the guild (balanced budget, etc). It was suggested that they update committee chair job descriptions as well.

Treasurer report: The guild's finances are in good shape. There is \$9983 in the checking account and \$6842 in savings, mostly due to Ways & Means efforts and to two large donations (\$1200 in donations in the last couple weeks – one unsolicited, and one for repair of a crazy quilt). Shari will transfer some funds from checking to savings.

Program report: The guild needs to focus on how to keep new members involved and make sure they feel welcomed. Gigi and Jane H are the Mother Hens but everyone should be friendly. Shari suggested quilt trivia and prizes as well.

Ways & Means: Guild members will work on Prosperity Hens at meeting to use for future sales. W&M will have those, plus whatever completed projects people bring to the March meeting, as well as whatever is in storage. Kim needs someone to be in charge for April. While Kim is absent, Louise will collect items at the April meeting, but will need help to set up for the craft fairs. Kim's tables have been used for some of these events and craft items will be at her house – someone will need to pick them up.

Elks Club (March 7) – Kim will oversee.

Butter and Eggs is April 18 – Kim might participate but someone else needs to set up. Art & Garden Festival (July 12)

Craft Fair Sign-ups – Kim will have Elks Club and Butter and Eggs signup sheets at the March meeting. Kim waiting to hear about Transhumance Festival (April 11) – but hasn't received an application from them yet. It runs 3 hours.

continued on next page

Kim would like to have a regular ongoing committee to support her.

Kim suggested the creation of mini groups that would support the work of Ways & Means (and possibly other activities)

2026-27 Opportunity Quilt: Need to work on places to sell tickets. Melissa is overseeing the project. The guild will show some of the quilts (not all four at once) and have some at the craft fairs.

Library Classes/Volunteers: The Library would like us to run another class there. Kim has created a template for the class but volunteers are needed to run it. The Library has requested September.

Other: Will we do another sewing weekend? Melissa will ask Lucchesi about available dates.

Respectfully submitted,
Julie S., Secretary



General Meeting Minutes

Meeting was called to order by President Melissa at 6:06 pm. Last month's minutes were approved with Jayne and Francesca making the motion and seconding.

Quilt-A-Long – Margo gave an update. This month the group should be working on their diamond shapes. There will be a meeting on March 18th. Contact Gigi or Margo for details.

Opp Quilt Comm 2026-27 – Melissa is asking for someone to step up to run the next opp quilt.

Craft fairs – Kim had a sign up sheet for the Elks Craft Fair that is coming up. She expects to have a booth at the Transhumance Festival and Butter and Eggs. She is having surgery so she needs someone to spearhead the efforts.

Opp Quilt Traveling – let Melissa know if you can help take the quilt to other guilds. Also, please pick up your tickets from Garnet.

Block of the Month – tulip for April

COTS – 5 quilts/pillowcases were donated. COTS is extending their reach to individuals getting out of the hospital. So far the group has donated 6,500 quilts since they started.

Ellie also announced the passing of a great quilter and friend, Lillian. Very sad news.

continued on the next page

Military Quilts – Jayne has kits and quilts available to be bound.

Membership – 33 people present and please pick up your membership cards

Two Guilds were present with their opportunity quilts – Santa Rosa Day Guild and the Contra Costa Guild.

Program – tables were set up with prosperity birds to be hand sewn for the craft fair. There was also a table to help price items that had been turned in for the sale.
Submitted by Roving Reporter

Craft Fair News

Well, I was warned, but it is true – I almost dozed off. With beautiful unseasonably warm weather the weekend of the Elks Spring Fair, there was not a lot of traffic. A bit of a disappointment but thanks to an inventory refresh of quality items we were still able to pull off almost \$700 in sales... oops, make that \$721...we just sold five more Prosperity Hens! That total includes \$61 in Opportunity Quilt tickets.

So what sold well this time? Large tote bags were the top seller and we sold almost all of them. Next in top sellers, Prosperity Chickens, Bowl Cozies (need more please!), Easter pins and the Bunny Casserole Pads.

Two more fairs are coming up Transhumance Festival (4/11) and Butter and Egg (4/18). Please help because I will be out getting used to my new hip (can't wait to dump the old one).



Meeting Recap

Petaluma Quilt Guild members pitched in to make "Prosperity Hens" for the upcoming Craft Fairs at our last meeting and demonstrated their creativity with fabrics and beads and buttons and bows! In all, 50 Prosperity Hens were stuffed and embellished and glamorized (of which about 20 remain for the next two fairs). Of course, some of those went in presales as many ladies couldn't help but take home their masterpiece! For those who couldn't make it, legend has it that Prosperity Hens hung in the window or doorway of your home invite good fortune into your life. As Petaluma well knows, hens are a powerful symbol of abundance.

Also at Guild Build, members helped with readying all the quality inventory contributions we received with ribbons and stories and recipes and prices. Thank you to everyone who helped with the restocking of our inventory. We received some really nice things!



**Even the post office is getting in
on the quilting craze!!**

Block of the Month



PETALUMA QUILT GUILD BLOCK of the MONTH March 2026

I'm getting tired of all the cold and the rain so bring on the spring. This month we will be making a Tulip Block.

Make the tulip any color of red, pink, yellow or violet.

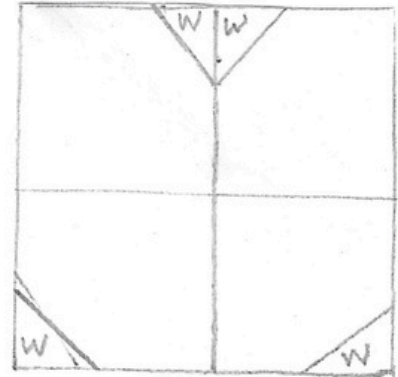
Cutting directions:

1. Background fabric white
Cut 4 2-1/2" squares
Cut 2 5" squares
2. Tulip cut 4 different fabrics 4-1/2" square
3. Leaf cut 2 different fabrics 5" square
For stem cut one 1-1/2 by 7"

Step 1. Making the tulip

Sew 2-1/2" background fabric to one corner of the 4-1/2"

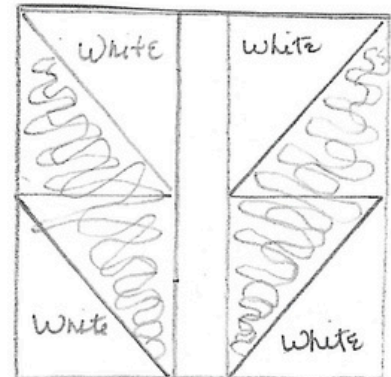
Step 2. Sew the 4 together according to the picture.



Step 3. Making the leaves

Take 5" background and 5" green and draw a line diagonal and sew 1/4" on each side and cut on line (should measure 4"). Sew together according to the picture.

Sew stem between the two leaves



Step 4. Sew the tulip to the leaves.

Block will be 16" by 8-1/2" unfinished. Make as many blocks as want.

If you have any questions, please do not hesitate to call Fran (415) 472-1313. Leave a message, name and phone number and I will return your call.

Guild of Quilters of Contra Costa County
2026 ANNUAL QUILT SHOW
April 18 & 19, 2026 10 am – 4 pm
Elks Lodge, 1475 Creekside Dr, Walnut Creek, CA



The Opportunity Quilt is
Floral Confetti
76" x 85"

Fabric selections from the Kaffe Fassett Collective enhance the Blooming Ninepatch effect, resulting in a vibrant cascade of color that rains down and blooms outward to the borders.

Drawing is Sunday, April 19
at 3:30 pm

Entry Fee for Weekend - \$12 at door, \$10 in advance


Vendors offering fabric, kits, notions, collectibles, photos, clothing, jewelry, accessories, books, and food/kitchen items.

Door prizes, treasure hunt

Visit **Chef's Touch** food truck for lunch, snacks, water, soda



gqccc.org/upcoming-quilt-show





40TH ANNUAL

Springtime IN THE Pines

QUILT SHOW 2026

quilts • vendors • baskets • café • silent auction • exhibits • country store

April 25-26
Saturday & Sunday
10am - 4pm

Nevada County Fairgrounds
GRASS VALLEY, CALIFORNIA

Admission: \$10 • Free Parking



PINE TREE
— QUILT GUILD —
OF NEVADA COUNTY

www.pinetreequiltguild.com



Foothill Quilters Guild Luncheon

Tea Time in the Foothills

Saturday May 23, 2026

Featuring Rami Kim

Internationally Recognized Quilter and Fabric Artist

Auburn Veterans Memorial Hall

100 East Street, Auburn CA

Doors open at 10:30am • Lunch served at 11:45am

Tickets \$50 per person

available at Foothill Quilters Guild meetings
online <https://square.link/u/XRPsBhnd> or use QR Code below

VENMO @foothill-quilters

(for Venmo please add description LUNCHEON)

Fashion Show

Silent Auction

Raffle Baskets



Lunch Catered

by The Tea Nook

of Lincoln, CA



A Quilting Day Camp from MQSC

Join Us for a Quilting Day Camp!

Are you ready for a day filled with creativity, laughter, and delicious meals? We are excited to invite you to our Wonky Star Day Camp 2026, where you'll have ample time to sew, chat, and enjoy snacks and dinner with fellow quilting enthusiasts.

Event Details

- Date: **April 10th, 11th and 12th**
- Time: Friday 2PM–8PM, Saturday 10AM–8PM, Sunday 10AM–3PM
- Cost: \$70
- Location: Dining Room at the Santa Rosa Vets Bldg.

What's Included

- Quilting sessions with plenty of time to work on your projects
- Opportunities to talk and share tips with other quilting lovers
- Dinner is provided on Friday and Saturday, Brunch on Sunday.
- Plenty of snacks, coffee, tea, and water available



Sign Up

Don't miss out on this fantastic opportunity to indulge in your passion for quilting while making new friends and enjoying great food. Space is limited so secure your spot today by signing up through the following link:

<https://www.mqsc.org/programs>

We look forward to seeing you there!

Please email President Sue Evans with any questions: mqscpres@gmail.com



Storm At Sea Project

Your April To Do:

1. Cut and Sew your Block C's
2. These are smaller versions of the A block

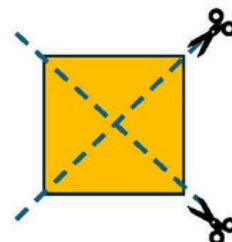

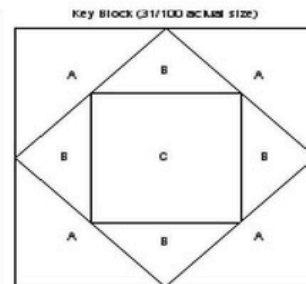
	# Blocks	Finished Size	A Blocks	B Blocks	C Blocks
12" Blocks, horizontal layout	12 Blocks Blocks are placed 3 x 4	42" x 55"	12 Blocks	31 Blocks, includes for side and bottom border	20 blocks, includes side and bottom border
16" Blocks, horizontal layout	12 blocks Blocks are placed 3 x 4	48" x 64"	12 Blocks	48 Blocks, <u>does not</u> include a separate border	48 Blocks, <u>does not</u> include a separate border

This is just part of the April installment of the Storm at Sea project. The full instructions can be found on our website (www.petalumaquiltguild.org/storm-at-sea-sew-a-long/) or you can request more info from Gigi or Margo.

**Block C: Economy Block, 4.5" unfinished, 4" finished
Need 12 Blocks**

For each block, you'll need


- One 2.5" square (C)
- One 3" square (B, cut twice on the diagonal for inner triangles)
- One 3.5" square (A, cut twice on the diagonal for outer triangles)



Each month, you'll be prompted to complete a step in the Storm At Sea
 We encourage Stormy get-togethers, maybe at Starbucks or other yummy bakery for coffee and sharing progress, problem solving and input.




Here's the Plan:


- January: Plan of Attack
- February: Make the A Blocks
- March: Make the B Blocks
- April: Make the C Blocks
- May: Stitch it all together
- June: Bring you quilt top for show and tell



	# Blocks	Finished Size	A Blocks	B Blocks	C Blocks
12" Blocks, horizontal layout	12 Blocks Blocks are places 3 x 4	42"* 55"	12 Blocks	31 Blocks, Includes for side and bottom border	20 blocks, includes side and bottom border
16" Blocks, horizontal layout	12 blocks Blocks are places 3 x 4	48" x 64"	12 Blocks	48 Blocks, <u>does not</u> include a separate border	48 Blocks, <u>does not</u> include a separate border

Count Needed for 12 block quilt with Small SIS and Diamond on all Edges

Unit/Count ==> Patches	Big SIS 12			Diamond 31			Small SIS 20		
	D	G	H	A	B	I	C	E	F
	Outer Square	Center	Inner Square	Wing	Wing, R	Diamond	Outer Square	Center	Inner Square
Traditional 2 Color Dark Light Pattern									
 Color 1			48	62	62				80
Color 2	48	12				31	80	20	
Dark Stars									
 Color 1	48	12				31	20, Combine E +F, Cut 3.25" square		
Color 2			48	62	62		80		
Flower Patch									
 Color 1	24		48	14	14	31	56		
Color 2		12							
Color 3				12	12				
Color 4	12						12		
Color 5	12						12		
Color 6				12	12				
Color 7							6, Combine E +F, Cut 3.25" square		
Color 8				24	24				
Color 9							14, Combine E +F, Cut 3.25" square		



Monthly Mini

Congratulations to Ellie O'Connor who won the quilt created by Julie Scribner. Thank you, Julie for your beautiful donation. We also want to thank the members who supported our raffle by buying raffle tickets or giving a monetary donation. Each ticket and donation helps to pay and our rent. Petaluma Quilt Guild, you are all appreciated.

Sherri Graham

Affiliate



April Birthdays

Jane H – April 12

Margaret C – April

30

Officers

- Melissa H – President
- Kathy/Sue – VP Membership
- Margo/Julie – VP Programs
- Shari K – Treasurer
- Julie S – Secretary

Committee Chairs

Block of the Month – Fran Z

Castoff Table – Laura L

Hospitality – Jane H

Military Quilts – Jayne M

Monthly Mini – Sherri G

Mother Hen – Gigi & Sharon J

Newsletter – Amanda C

Opp Quilt 2026 – Melissa

Quilts for COTS – Ellie O

Retreats – Debby L

Ways & Means – Kim

Webmaster – Amanda

Sew Much News
Petaluma Quilt Guild
40 Fourth St #270
Petaluma CA 94952

www.petalumaquiltguild.org

Sew Much News **Advertising Rates**

1/8 page 6 mo \$30 1yr \$50

1/4 page 6 mo \$50 1yr \$75

1/2 page 6 mo \$75 1yr \$125

Full page \$50 each time.

NEWSLETTER DEADLINE IS
THE 15TH OF EACH
MONTH!!!!