

NEWSLETTER

Next meeting February 3

**6 pm
Start
Time!!**

Trunk Shows!!

Our February meeting is an in-depth look at some of the diverse quilting talents within our own Guild. Three members will offer trunk shows talk about their personal journeys in quilting. You'll hear from, and see the quilts of, Sue D, Jayne M. and Julie S. Please join us for an absorbing and entertaining evening!

Don't Forget..

- Money for Monthly Mini
- Show & Tell
- Block of the Month
- Food to share



Storm At Sea Starts

Take the leap now and do a quilt along with fellow guild peeps

What and When: Quilt Along will take place January 2026 to June 2026

Each month, we'll each take do one step in completing a quilt top. The step and instructions will be on the Guild website and each month's step will be in the newsletter

In June, we'll have a show & tell at our meeting and share the storms everyone has stirred up!

Further Info on Page 7

President's Message


Happy February Quilters!

What a whiplash to go from all the red and green and snowflakes of December to the pink and red hearts of February! I just finished my Block of the month heart – so fast and fun, whoever wins these blocks is going to have a lovely basis for a quilt! Thanks, Fran, for all your work on BOM and the fun mini projects!

January was a great month for the guild – our sewing class at the library sold out and had a waiting list! Special thanks to Kim A, Jayne M, Nancy L, Gigi O, Margo C for making this happen. This is the fulfillment of our mission, "To further educate the membership and community in the art of quilt making." We also had a micro show at the library – thanks to Sue D, Rosemary B, Sue F and Jean R! Further, out of the blue the Press Democrat and Argus Courier both featured the Guild and our good works in prominent articles. The articles have brought folks out of the woodwork wanting services and trying to sell us/give us things!

Our February meeting is one of my favorite kinds – a trunk show of our members work! There is so much talent in the room when we meet and to get to see a body of work is just the best, don't miss the meeting.

Also, on tap in February please pick up your tickets for the Henhouse Opportunity Quilts and volunteer to review our bylaws.
Yours in quilting, Meilissa



General Meeting Minutes

January 6, 2026

President Melissa called the meeting to order at 6:07. She announced that the Guild was featured in Stroll magazine and a multi page spread in the Press Democrat.

Minutes: Garnet made a motion to approve last month's minutes, Jayne seconded.

Classes at Library – Kim said that the classes are full and there is a waiting list. She has lined up volunteers and supplies. The students will be working on a pillow project to show them several quilting techniques. There should be one volunteer for every two students.

Monthly Mini – adorable birdhouse mini quilt.

Block of the Month – simple heart block. Please make multiples if you can.

COTS – 170 quilts were donated in 2025 to COTS and 20 quilts were donated to Voices project. The group received a grant from Thrivent to help pay for supplies. Petaluma Methodist church donated batting to the project.

Membership – 25 people present along with 3 guests.

Military Quilts – 69 quilts were donated in 2025. Please bring in your Hobbs Batting URL so she can redeem them.

Fabric Sale – No prices set. Pay what you like.

Opportunity Quilt – a fun chicken quilt was made by a mini group, the Sewcial Group. Tickets will be available next month.

Appreciation – Melissa presented a handmade rug to Ellie on behalf of Metha (who was sick) for all that Ellie does for the Guild.

Program – a dynamic program was run by three Guild members – Jayne showed a binding technique, Garnet demonstrated tote bags using a charm pack and fusible batting and Margo demonstrated a Six Minute Circle technique.

Prizes – Ellie O. won the Monthly Mini and the attendance prizes were won by Jane H. and Melissa H.

Meeting adjourned at approximately 7:35pm



Demonstrations at our General Meeting



Library News!

The three session class is in progress with one down and two to go! It is pretty chaotic with a lot of different experience levels, two different languages and only 90 minutes in each session. Not sure who is learning more – the students or the Guild members!

The Class Project



Spring Craft Fair

The Elks Lodge is having a craft fair the last weekend in March. Kim is having some surgery in the next couple months so I am looking for a Guild member who might be interested in managing this event. Please give me (Kim) a call if you would like to do this. I can help behind the scenes.

COTS Update

Last year was a very productive year for Quilters for COTS. We donated 107 quilts and pillowcases to the homeless shelter, and 20 quilts to the Voices project. We received a grant from Thrivent Financial to help pay for supplies used for the Voices quilts. Thrivent Financial supports outreach projects that benefit community needs. We also received a donation from the Petaluma United Methodist Church quilt group for batting. We are so thankful for this monetary support as we move forward with our outreach projects. THANK YOU for quilt tops, pillowcases, and your continued support of this project and the homeless in our community. Ellie

Help Needed

Hello,

I produce a nonprofit event called the Cotati Accordion Festival. I also work with C.O.T.S. and the Mary Isaak Center (I load, pack, unpack, and deliver to COTS about one to two tons of donated food every Monday for the last 12 years). I see that you have been doing quilts for them and it gave me an idea. Would you be interested in making a quilt out of our historical shirts that we would be able to enter into our annual raffle.

Is there someone that I could talk to about this idea? Thank you,
Scott Goree

Executive Director | Cotati Accordion Festival
707 479 5481



Block of the Month

PETALUMA QUILT GUILD BLOCK of the MONTH

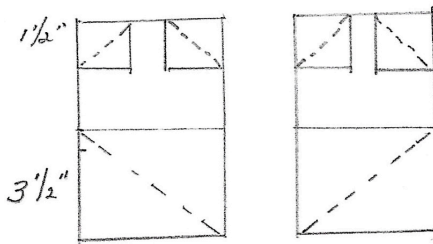
January 2026

Heart Block

This month we will be making a Heart Block.

This block is so easy and fast.

1. Cut two $6\frac{1}{2}" \times 3\frac{1}{2}"$ out of two different red fabrics.
2. For the background fabric in use white:
 - a) cut two $3\frac{1}{2}"$ squares
 - b) cut four $1\frac{1}{2}"$ squares
 - c) cut one $6\frac{1}{2}"$ by $1\frac{1}{2}"$



Place the $6\frac{1}{2}"$ by $1\frac{1}{2}"$ piece on the top.

Trim corners and press.


Pin the two sides and sew. Press stem open.

Sew the $1\frac{1}{2}"$ strip of background fabric to the top of the heart.

Block will be $6\frac{1}{2}" \times 7\frac{1}{2}"$ unfinished.

Make as many blocks as want.

If you have any questions , please do not hesitate to call Fran (415) 472-1313.
Leave a message, name and phone number and I will return your call.



Storm At Sea Quilt Along

Each month, you'll be prompted to complete a step in the Storm At Sea
We encourage Stormy get-togethers, maybe at Starbucks or other yummy bakery for coffee and sharing progress, problem solving and input.

Here's the Plan:

- January: Plan of Attack
- February: Make the A Blocks
- March: Make the B Blocks
- April: Make the C Blocks
- May: Stitch it all together
- June: Bring you quilt top for show and tell

For February's Meeting





1. Decide on block 12" or 16"
2. Decide on layout & size of your quilt & On point or Grid **Pictures on next page**
3. Use the blank layouts to decide on design—so many options but pick one that appeals to you. Background color? Scrappy? Two colors? Color patterns?
4. Raid your stash to find your fabric. Label them for each of the block components
ORalternatively, purchase a pre-cut kit or pattern. There are very many lovely kits available
5. Decide what method/tools you'll use; Rotary cutter--measure and cut
Templates? Paper Piecing? Specialty ruler?

https://www.etsy.com/shop/fabricaddictshop?section_id=11239749

https://www.etsy.com/market/storm_at_sea_kit

<https://www.flynnquilt.com/shop/Pre-Cut-Kits/Storm-at-Sea-Kits.htm>

	# Blocks	Finished Size	A Blocks	B Blocks	C Blocks
12" Blocks, horizontal layout	12 Blocks Blocks are places 3 x 4	42" x 55"	12 Blocks	31 Blocks, Includes for side and bottom border	20 blocks, includes side and bottom border
16" Blocks, horizontal layout	12 blocks Blocks are places 3 x 4	48" x 64"	12 Blocks	48 Blocks, <u>does not</u> include a separate border	48 Blocks, <u>does not</u> include a separate border



Monthly Mini

Congratulations to Ellie O'Connor who won Melissa Hatheway's January donation.

Our Monthly Mini for February is a beautiful, February themed, anonymously donated table runner.

Thank you to our mystery donor and all of the quilters who have and will contribute to our fund raisers. Your creativity and generosity are greatly appreciated.
Sherri Graham



Happy Valentine's Day

Affiliate



February Birthdays

Victoria – Feb 1
Diana B – Feb 3
Bobbie L – Feb 5
Cheryl B – Feb 6
Margo C – Feb 8
Nora T – Feb 17
Michele K – Feb 19
Marilyn – Feb 25

Officers

- Melissa H – President
- Kathy/Sue – VP Membership
- Margo/Julie – VP Programs
- Shari K – Treasurer
- Julie S – Secretary

Committee Chairs

Block of the Month – Fran Z

Castoff Table – Laura L

Hospitality – Jane H

Military Quilts – Jayne M

Monthly Mini – Sherri G

Mother Hen – Gigi & Sharon J

Newsletter – Amanda C

Opp Quilt 2026 – Melissa

Quilts for COTS – Ellie O

Retreats – Debby L

Ways & Means – Kim

Webmaster – Amanda

Sew Much News
Petaluma Quilt Guild
40 Fourth St #270
Petaluma CA 94952

www.petalumaquiltguild.org

Sew Much News Advertising Rates

1/8 page 6 mo \$30 1yr \$50

1/4 page 6 mo \$50 1yr \$75

1/2 page 6 mo \$75 1yr \$125

Full page \$50 each time.

**NEWSLETTER DEADLINE IS
THE 15TH OF EACH
MONTH!!!!**