



NEWSLETTER

Next meeting April 1

6 pm
Start
Time!!

Don't Forget..

- Money for Monthly Mini
- Show & Tell
- Sonoma County Fair paperwork




Jennifer Sampou Artist Statement

A Passion for pattern and color.

Discovering patterns of beauty in nature excites me. Wanderlust keeps me traveling to exotic lands, hunting for new ideas and collecting colorful treasures which inspire me to no end. My travels take me far and wide such as the markets of Kathmandu or Zanzibar, or they are local such as the Sierra Mountains or the museums of San Francisco. Creating designs from places I've been; images, textures and color that have inspired me, makes me happy and I am so grateful to be able to share them with you.

Good, thoughtful design is important.

If we surround ourselves with things we cherish, find practical and connect us to our past and present, we create an artful life. When we take care in what we choose to bring into our lives and homes, how it makes us feel and why it's important- we live mindfully. Only then do we wake up in our space feeling energized and ready for the world. And then when we retreat again, curl up with a loved one in a beautiful, handmade quilt, our hearts and souls are replenished.



President's Message

Fellow Quilters,


We have some new volunteers within the Guild. Please join me in thanking Kim Alcott, Barbara Confer, Jane Hensel and Sharon Johnson for volunteering to work on outreach to our community and to our members. Many hands make light work. Please think about where you might be able to help. Maybe not take on the full burden but work with others to make it happen. Ways and Means is supposed to be a committee not an individual -if you have crafting skills and an imagination, we could use you there! We also need a new Secretary – a job that could easily be shared, a co-president and someone to take on membership.

So many reasons to participate in the guild most of which revolve around working with other creatives! Think about how you could meet more fabulous members and do something to help with the running of the guild!

I hope you are enjoying the sunshine and finishing lots of projects!

Melissa

Spring



Guild Meeting Minutes

April 1, 2025

Call Meeting to Order –The meeting was called to order at 6:02 PM by Melissa H

Minutes of the March General Meeting – The minutes were distributed by e-mail and will be voted on at the April meeting.

President's News – Melissa called for a vote of the motion published in the March Newsletter to adopt a new direction for the guild with fewer paid speakers and a balanced budget. The motion was approved by acclamation. Shari K has offered to run for Treasurer for next year. There are vacancies for next year for President, VP Programs, VP Membership and Secretary. Committee chair positions that need to be filled for this year are Ways and Means and the 25-26 Opportunity Quilt. Without these important fundraisers the PQG will not be able to provide the programs and services it provides the membership and the community. Melissa shared with visitors all the programs the PQG provides.

Treasurer's Report – Marilyn sent the treasurer's report by e-mail.

Membership –Kathy S reported a total of 35 present with 27 members present and 8 guests.

COTS – Ellie thanked Shari G for helping make fabric and pillowcase packets. Nine quilts and pillowcases were provided to COTS recipients.

Veterans Quilts – Jayne has kits for tops and pillowcases with a goal of 65 quilts this year. Metha presented Jayne with a fabric rug she made from scraps of red white and blue fabric.

Quilt Show at the Fair – Sue D provided applications for members to show their quilts at the fair, this event not only showcases the PQG but also is a venue to sell Opportunity Raffle Tickets. The deadline to sign up is May 15. Please sign up! We need 30 quilts. Sue also shared information on Join or Die a Documentary on community cohesiveness.

Round Robin Quilts – Five members are participating in the Round Robin Quilt.

continued on next page

Opportunity Quilt – Marilyn asked for volunteers to help with selling raffle tickets for the Opportunity Quilt at the May 15 Santa Rosa Guild Meeting and the June 11 Mt. Tam meeting.

Monthly Mini – Three cute bags were awarded to three monthly mini winners: Jane H, Ellie O, Karen K.

Program – Lorraine Woodruff shared her commentary quilts based on social issues that have influenced her.

Attendance Drawing: Gigi won the attendance drawing.

Name Tag Drawing: Sandy won the name tag drawing.

Show and Tell– Marina shared the quiltlet made by members. Sandy, Margo and Jayne shared their most recent quilts.

The meeting was adjourned at 8:36 PM

Respectfully Submitted, Shari K., PQG Secretary



Quilts for COTS

We've been busy filling the request list at COTS. We delivered 12 quilts and pillowcases for the month of April as of the 14th. Our quilts will be entered in the Sonoma Marin Fair. This should call attention to how the Petaluma Quilt Guild is involved in our community. Thank you for the colorful and creative quilt tops and pillowcases that were given at the last meeting. Ellie



Monthly Mini

Thank you to Debbie Lowenthal and Jan Curtis for your donations of beautiful tote bags in April. Congratulations to our three winners, Ellie O'Connor, Jane Hensel and Karen Koenig. We all appreciate everyone for purchasing tickets to help raise money for our guild.

Get ready to enjoy nine large chickens in your home. I promise that upkeep will be easy. Our next wall quilt, with nine large, beautifully appliquéd chickens, has been donated by Metha Schuler. Many thanks Metha.

Sherri G

Quilts Needed for Local Fair!


Greetings Quilters,

Don't forget to get your quilts entered into the fair. We may have a laptop at the meeting to do the entries right there. I also will have paper forms.

For the fair days I will need volunteers to man our quilt table beginning on June 19. Signups will be at the meeting as well. If you man the table you will get a free ticket to get in the fair. See you at the May meeting. Thanks,


Sue

Affiliates



May Birthdays

Tanya C – May 12
Ann Marie L – May 28
Shari K – May 29



Foothill Quilters Guild

Country Store Sale

June 7, 2025




10:00-4:00

Auburn Veterans Memorial Hall

100 East Street Auburn



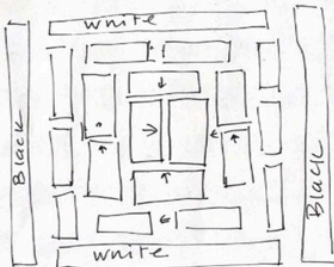
FABRICS, SUPPLIES, NOTIONS, GIFTS,
COMPLETED AND UNCOMPLETED PROJECTS
AND SO MUCH MORE



Block of the Month

Block of the Month

- cut 18 rectangles $1\frac{3}{4} \times 3$
use bright scraps
- cut 2 rectangles $1\frac{3}{4} \times 8$
white
- cut 2 rectangles $1\frac{3}{4} \times 10\frac{1}{2}$
black



finished block
10 1/2"

Block of the Month April/May



Round Robin Rules

A **quilting round robin** is a collaborative quilting project in which multiple quilters work together to create a quilt, each contributing to different sections in a rotating fashion. Round robins are a fun way to challenge creativity, build community, and end up with a unique quilt infused with different styles and techniques.

How It Works:

1. Starting Block – Each participant begins with a center block they design.
2. Rotation – The block is passed to the next person in the group, who adds a border, row, or other elements according to agreed-upon guidelines.
3. Ongoing Additions – The quilt continues rotating through the group, with each participant contributing until the quilt reaches a predetermined size, stage or number of rounds.
4. Final Return – The completed quilt top is returned to the original owner, who can then quilt and finish it as desired.

Variations:

- Medallion Style – A center block is passed around, with each participant adding a border.
- Row-by-Row – Instead of borders, each quilter adds a new row to the quilt.
- Block Bonanza – Instead of borders or rows, each quilter makes a compatible block to give to the original owner.

Participating:

- We'd like to have groups of 5 or 6 participants
- Quilters should be comfortable and committed to the timeline and guidelines.
- Each quilter selects a Round Robin style ---see the guidelines below

General Guidelines:

- Pick a Round Robin style and size for the initial unit
 - Center medallion: a square or rectangle with maximum dimensions up to 18"by 18"
 - Row: up to 60" wide
 - Blocks: square or rectangle up to 12" x 12", participants can ask for specific size, e.g, 4x4 finished
- **Theme** – Participants will pick
 - A specific fabrics they want in the quilt or outline a color theme, e.g., black and white, brights, pastels, red and white, etc.
 - A fabric type, e.g., solids, batiks, small prints, stripes, polka dots, large scale prints, 30's reproductions or scrappy
 - Block/border style, e.g, traditional, improv, modern
- **Timeline** – Participants will have 6 weeks per round

Round Robin Rules continued on next page

Round Robin Rules continued

Prepare and Start!

- Each participant starts with their own center block (or row, depending on the style).
- Include a journal or notebook with each quilt for notes, fabric swatches, or inspiration.
- Fabric: if the participant only wants a given set of fabrics, include those with the block; if everyone is adding fabric with each round, include a small amount of yardage for the next quilters so the quilt can have some cohesiveness throughout the rounds
- Each quilt has a rotation order so everyone gets a turn working on each piece.
- We'll use a tracking sheet to record who has which quilt and when it's due.
- Once the first round is complete, pass it to the next person in the rotation.

The Big Reveal! 🎉

- Once all rounds are complete, return the quilt tops to their original owners.
- Host a final meeting of the Round Robin participants and a show and tell at a Guild meeting so everyone can see the finished quilts!

Tips for a Smooth Round Robin:

- ✓Stick to Deadlines – Encourage accountability among the group to keep things moving.
- ✓Keep Communication Open – A group chat or email thread helps answer questions.
- ✓Be Flexible – Quilts evolve during the process, so be open to creative surprises!
- ✓Have Fun! – The joy of a round robin is seeing how different styles come together.



Officers

- Melissa H – President
- Kathy S – VP Membership
- Margo C – VP Programs
- Marilyn F – Treasurer
- Shari K – Secretary

Committee Chairs

Block of the Month – Margo C

Castoff Table – Laura L

Hospitality – Open

Military Quilts – Jayne M

Monthly Mini – Shari G

Mother Hen – Open

Newsletter – Amanda C

Opp Quilt 2025 – Marilyn F

Quilts for COTS – Ellie O

Retreats – Debby L

Ways & Means – Open

Webmaster – Amanda

Sew Much News
Petaluma Quilt Guild
40 Fourth St #270
Petaluma CA 94952

www.petalumaquiltguild.org

Sew Much News **Advertising Rates**

1/8 page 6 mo \$30 1yr \$50

1/4 page 6 mo \$50 1yr \$75

1/2 page 6 mo \$75 1yr \$125

Full page \$50 each time.

NEWSLETTER DEADLINE IS
THE 15TH OF EACH
MONTH!!!!