



NEWSLETTER

Next meeting April 2



The April speaker will be San Francisco quilter **Letitia Chung**, who has been designing and making her own quilts, and winning numerous awards over the last three decades. Tish is a self-taught seamstress who calls her style a modern take on traditional designs. Her stunning applique has won her top awards at every San Francisco Quilt Guild show she has entered, and her work has also shown at Paducah, QuiltCon, Pacific International Quilt Festival and the San Mateo County Fair. Her trunk show is bound to inspire and amaze.

DON'T FORGET:

- Block of the Month
- Fat Quarter Frenzy -
- Money for Monthly Mini
- Items for Spring Fiesta Raffle
- Items for Pop Up Sale



Petaluma Quilt Guild Board Meeting Minutes

March 14, 2024

Victoria P, President

Meeting called to order at: 4:40 PM

Board Members present: Victoria P, President; Julie S, 2nd Vice President Program; Marilyn F, Treasurer and Shari K, Secretary.

Approval of the minutes from past meeting – The minutes of the February meeting were approved by e-mail on 2-13-24.

President: Victoria P reported that she has reserved space at the clubhouse at the Cottages in Petaluma for April 20, June 15, and July 13 for the Petaluma Quilt Guild open sewing meetings. This will be the same location for the PQG Board meetings. Victoria also asked the board to consider board positions that will need to be filled next year and members who might be willing to serve in these positions.

Secretary: Shari K reported that the e-blast list is up to date with new members.

Treasurer: Marilyn F reported that she has reconciled all accounts and updated financial reports. She shared information on income from fundraising events. In addition to providing financial reports at meetings she will also e-mail these reports to members.

Membership: No report.

Programs: Julie S provided information on the programs she has scheduled for the remainder of the year.

Meeting adjourned at 6:00 PM.

Respectfully Submitted, Shari K, Secretary



Petaluma Quilt Guild General Meeting Minutes

March 5, 2024

Call Meeting to Order –The meeting was called to order at 7:05 PM by Victoria P.

Jo shared how to become a quilter using marbles.

Minutes of the February 6, 2024 General Meeting – a motion and second were made to approve the minutes as circulated in the March Newsletter. The minutes were approved by acclamation.

President's News – The March board meeting will be on Thursday, March 14 at 576 N McDowell Blvd in Petaluma. Today is the Orphan Block challenge. Each person will get 4 tickets to vote for the best quilt project using orphan blocks. There is a paper bag at each project to vote. The winners (1st, 2nd and 3rd) will be announced at the end of the meeting. Aime Chin shared an idea to have a monthly sewing get together that would be open to the public. She asked for interest in a day or night meeting. A Saturday morning seemed to be the best option. More to come about this proposal. Victoria thanked everyone for the increased Facebook activity. The Moonlighters are sponsoring a Fun and Games evening on April 17 from 5–7:30 PM at the Santa Rosa Vet Center. In addition to fun and games there will be snacks and gift baskets. You are invited to attend this fundraiser.

Treasurer's Report – Marilyn F provided the treasurer's report including the checking account, savings account, petty cash and total assets. The report will be e-mailed to members.

Opportunity Quilt– Marilyn F reported on the 2024–25 Opportunity Quilt. The quilt will be red and white with evening star blocks and hourglass blocks. Packets have been developed with directions for making evening star blocks and include red and white fabric for 2 blocks, one red on white and one white on red. Each person making blocks is asked to make their own 4 ½ inch square for the center of the block, an opportunity to be creative. This could be a pinwheel block, 4 patch, applique, embroidered, etc. However, it needs to be red and white only. Please prewash any red fabric, in case it bleeds. We do not want a pink quilt! Please sign up and take a packet and bring back next month if possible or by June at the latest.

Membership – Sue D reported that 37 members were present at the meeting and one guest who also came to the borders workshop.

Ways and Means – The PQG will participate in the Petaluma Methodist Church Arts and Crafts Fair April 13 from 10 am to 4 pm. We need items to sell including fabric bowls and items with sports themes.

Retreat – Thanks to Marina W for stepping up for the retreat February 23–25 at Walker Creek Ranch, she did a great job! There was good weather for the retreat, with hiking, games, and a challenge project. Nine participants stayed overnight with 13 total during the day. Everyone had a great time.

Borders Workshop – The borders workshop was a great success, enjoyed by all.

Spring Fiesta – The Spring Fiesta will be April 27 at Rohnert Park. Be sure to sign up to attend! Nine people have signed up so far. Three people are needed to help setting up, cleaning up and with check-in. There will be sewing machine stations and an area for hand work. Activities include making a block, raffle baskets, fabrics and other items to purchase. The Moonlighters and Santa Rosa Guild have been invited.

Monthly Mini – Julie F won the monthly mini a beautiful quiltlet.

Fat Quarter Frenzy – Shari K won the dog and cat fat quarters. Fat quarters for April will be stripes.

Block of the Month – Melissa H provided instructions for flower blocks and encouraged everyone to make one or more blocks and bring them to the April meeting. Nancy L won the heart blocks for this month.

COTS– Ellie is on vacation!

Military Quilts – Jayne M needs pillowcases! Kits for pillowcases were provided.

Program – Julia McLeod's program was Unusual and Reclaimed Textiles. She showed amazing quilts made from neckties, saris, and kimonos.

Show and Tell– Julie S showed her lovely embroidered dress made from a reclaimed table cloth and Marilyn F showed her batik maple leaf quilt.

Congratulations to the winners of the Membership Prizes!

Name Tag Winner – Gigi O; Attendance Winner – Francesca H

Orphan Block Challenge – Thanks to all who participated in the Orphan Block Challenge, we had many creative projects. Special recognition to the winners:

1st Place – Becky L; 2nd Place – Fran Z ; 3rd Place – Julie S

Meeting Adjourned at 8:46 PM

Respectfully Submitted, Shari K., PQG Secretary

Quilts for COTS

Thanks to all of you who have kept us supplied with quilt tops and pillowcases. We delivered 13 quilts and pillowcases to the homeless shelter in the month of February, and 8 quilts and pillowcases as of March 15. We are still in need of gender neutral/ masculine quilt tops that measure approx. 48 x 78. Thank you for supporting this project and the homeless in our community. Ellie



April Birthdays

Nancy L - April 6
Jane H - April 12
Brenda B - April 16
Marilyn K - April 19
Shannon S - April 22
Margaret C - April 30

Bloom

April 2024 Block of the Month
 from *Scrap-Basket Beauties* by Kim Brackett

From the provided fabric cut:

- Four 3-1/2" squares,
- Four 2-1/2 x 4-1/2" rectangles
- Four 2-1/2" squares

From a bright flower color cut:

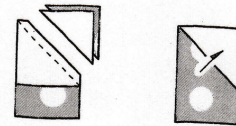
- Four 2-1/2 x 3-1/2" rectangles

From a bright green cut:

- Four 2-1/2 x 3-1/2" rectangles

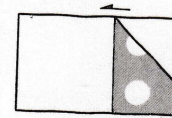
Block Assembly

- ① make a folded-corner unit as shown using a green 2-1/2" x 3-1/2" rectangle and a white 2-1/2" square. Press. Make four identical units.



Make 4.


- ② Sew a white 3-1/2" square to each unit from step 1 as shown. Press the seam allowances toward the white square.



Make 4.

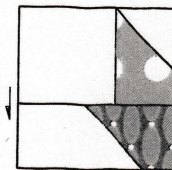
③ make a split

- unit as shown using a bright 2-1/2" x 3-1/2" rectangle and a white 2-1/2" x 4-1/2" rectangle. Press the seam allowances toward the bright fabric. Make four identical units.

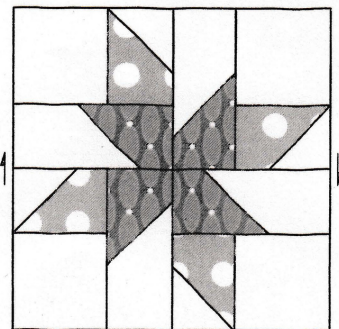
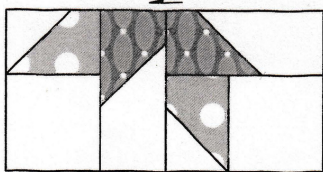
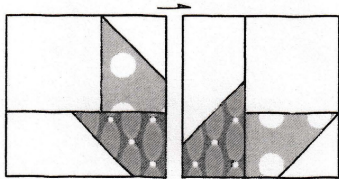


Make 4.

- ④ Sew a split unit from step 3 to each unit from step 2 as shown. Press the seam allowances toward the split unit. Make four.



Make 4.



Military Quilt News

A BIG THANK YOU to all who stepped up to help me continue with the veterans quilts. All of the pillowcase kits and binding kits were taken at the March meeting. Don't forget to bring them back to the April meeting and I will have more quilt top kits there too. I could not do this without all of you. Happy Spring.
Jayne and Nancy

Affiliates



Spring Fiesta - April 27, 2024

Hello Members,

Some of you might have heard in the last newsletter that the Guild is hosting an event April 27 from 10-3. It is a fundraiser plus a sewsocial event. We have invited the Moonlighters and Day Guild to join us. PLEASE BRING QUALITY ITEMS FOR THE BASKETS TO THE GUILD MEETING IN MARCH AND APRIL. GIVE THEM TO BRENDA. Thank You

We still have openings for people to join us and a sign up sheet for helpers will be at the April meeting - help set up, check in, basket raffle tickets and other tasks.

If you are interested to go or have questions, PLEASE email me at petaquilt@yahoo.com (Debby)

We got a great response from the Moonlight Guild and will find out soon about the Day Guild.

The block directions are on the following pages AND the website!



Thank you,
The Committee

Melissa H, Garnet W, Brenda D. and Debby L

Remember... if you don't think it is quality then please think if someone else would want it.

Here is our wish list:

Large Baskets for the raffle.

Fabric - Full large pieces please (This means no pieces that have been cut into) both for the Fabric Sale and the Baskets.

To fill the Baskets we need Books. Notions Patterns Or Thread Fun Quilt related itemsand/or a fancy Spa Day or Pamper items. Sports, Baby Theme, 4th of July or Summer Fun.

Cookies to share.



Friendship Star for April Fiesta of Quilting

9.5" finished square

Cutting instructions:

White fabric (A)	Four 3.5" squares
	Two 4.25" squares
Center bright (E)	One 3.5" square
Random Brights	Five or so 1.5" strips width of fabric

Piecing instructions:

1. Make your two string blocks (see attached).
2. Make Half-Square Triangle (HST) units with the large (4.25") white squares and the two String blocks to make 4 total HST units. Be sure to place the diagonal sewing/cutting line perpendicular to the strings. (If you don't, the star is still gorgeous, no sweating here!)
3. Lay out and put together as below.

Figure 1

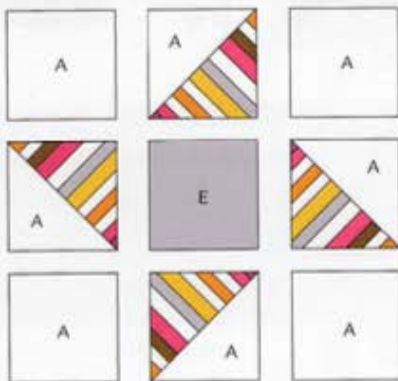


Figure 2

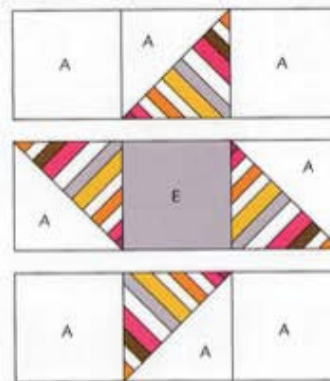

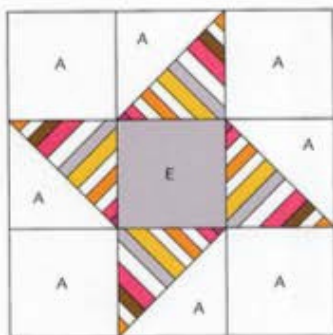


Figure 3





On a glorious February weekend, 13 quilters descended on the Walker Creek Ranch in the hills of West Marin for a weekend of sewing, snacks and synergy. The creative juices were flowing as projects were completed or advanced to the next phase. Having the space to spread out and the time to stitch without interruption was savoured by all, as was the camaraderie of learning new tips & tricks or receiving multiple suggestions on how best to arrange your blocks.

By Sunday afternoon we had been visited by a menagerie of dogs, dinosaurs, bees, geese (flying) and zoo animals. We celebrated the seasons with wedding rings, spooky Halloween, falling maple leaves, Klimt birch trees & Christmas scraps.

A challenge was issued to the group to make a fabric book cover for the notebook each attendee received. Join us at the Guild meeting on Tuesday April 2nd to see what everyone came up with.

Many thanks to Debby Loewenthal, Marilyn Ferrick & Marina Wright for organizing the event. Please consider joining in next time - the more the merrier!

Retreat News!!!



Pop up sale at the Methodist church on D ST.

April 13 10-2

We have a booth to sell item plus have the Opportunity Quilt ticket sale. PLEASE MAKE FUN ITEMS FOR US TO SELL. I am on the bowl craze. A bunch of Warriors, Giants and a few A's. But I'm sure there's lots of different material. Flowers, kitchen, all kinds of fun stuff. Please bring all items to the April meeting or let me know and I'll find someone to pick it up for you.

We need a few people to work a few hours. Sign up at the meeting or email Debby.

An Evening of Games & Raffle Prizes from the Moonlight Quilters

Lots of laughs, fun and socializing coming your way. Please support the Moonlight Quilters of Sonoma County guild on Wednesday, **April 17** at the Santa Rosa Vets building from **5 to 7:30 pm**. This is an evening of fun, silly, quick and easy Minute to Win It games! Bring your friends, neighbors, grand kids and anyone who likes to have fun.

The entrance fee of \$5 gets each person two game tickets and a ticket for a free snack at the concession stand. Children 12 and under are free. There will be fabulous raffle baskets with donations from local businesses! You need not be present to win. There will also be a bake sale, including cakes, cookies, candy, fudge, vinegars and other goodies, that you can take home to the family. If there are bake sale items left over towards the end of the evening, there will be a cake walk. Everyone who joins in will have a goodie to take home. Come one, come all for a fun evening!

Officers

- Victoria P – President
- Sue D – VP Membership
- Julie S – VP Programs
- Marilyn F – Treasurer
- Shari K – Secretary

Committee Chairs

Block of the Month – Brenda B

Castoff Table – Laura L

Hospitality – Barbara C

Library – OPEN

Military Quilts – Jayne M

Monthly Mini – Debby L

Mother Hen – Garnet W

Newsletter – Amanda C

Opp Quilt 2024 – Laura L


Opp Quilt 2025 – Marilyn F

Quilts for COTS – Ellie O

Retreats – Debby L

Ways & Means – Debby L

Webmasters – Amanda



Sew Much News
Petaluma Quilt Guild
PO Box 5334
Petaluma CA 94954

www.petalumaquiltguild.org

Sew Much News **Advertising Rates**

1/8 page 6 mo \$30 1yr \$50

1/4 page 6 mo \$50 1yr \$75

1/2 page 6 mo \$75 1yr \$125

Full page \$50 each time.

NEWSLETTER DEADLINE IS
THE 15TH OF EACH
MONTH!!!!

