



SEW MUCH NEWS

petalumaquiltguild@yahoo.com

P.O. Box 5334, Petaluma 94955

<http://www.petalumaquiltguild.org/>

Meetings

General Meeting

June 7 @ 7:00 pm
Petaluma Veterans Memorial
1094 Petaluma Blvd. S.
Petaluma, CA.

Sewcial

June 18 @ 11

Board Meeting

June 21 @ 6 PM

Programs

We will have Lori DeJarnatt presenting at our June meeting. She will discuss reproducing antique quilts.

The presentation will be made over Zoom. Please let Shannon know ahead of time if you cannot attend the meeting but would still like to watch Lori's talk.

Birthdays

Marja T.	June 7
June P.	June 21

Volunteers Needed

We need volunteers for the Sonoma Marin Fair on June 23-27 to sell Opportunity Quilt tickets.

We also need volunteers for the Petaluma Art and Garden festival on July 10th.

Please email Debby if you are interested.

Book News

A spring cleaning of the Guild's library cabinet continues. More books will be sold at the June meeting beginning at 6:30, \$1 per book or by more generous donation if you are so inclined. Proceeds will be given to the Guild's general fund. Additionally in June, newly donated books will be available for checkout. Last, please return any books checked out prior to Covid. Thanks for your help.

PGQ General Meeting Minutes

May 3, 2022

Called to order at 7:10 by Shannon

Treasurer's Report: Marilyn gave her monthly report to the members in attendance.

Membership Report: Sharon reported that there were 31 people in attendance. Two guests and two members of the Vallejo guild. Welcome to our two new members!

Programs: Shannon and Sally had the idea for members to bring any and all of their quilts that reminded them of spring.

Business:

Cast-off Table: Laura has agreed to step up and manage the cast off table during meetings moving forward.

Library: Kathy reported sales of library books will benefit the general fund for the guild. Books that are not sold will be donated. Anyone interested in helping please out. Books will not be sold at Tri-Guild.

COTS/ Military: Ellie gave an explanation for what COTS is. She told a very heartwarming story about an individual who received a quilt.

BOM: Congratulations to the winner of this months BOM winner. Denise showed the guild next month BOM. Please participate in the upcoming BOM!

Monthly Mini: Congratulations to the winner of this month's large table runner that was donated. Reminder tickets are one for \$1 and six for \$5.

Opportunity Quilt 2021: Tickets are in!! Please get tickets to sell. They are \$1 ea or 6 for \$5.

Tri-Guild: Theme will be that of a Speakeasy. As of right now the totals for each guild is 25 from PQG, 9 from Day guild, and 25 from Moonlighters. Please bring small quilts that can be hung around the room at Tri-Guild. If you can go and help out please reach out the Sue. Looking forward to seeing everyone at Tri-Guild.

Fat Quarter Winner: Thank you to those who participated! Congratulations to the member who won this months "floral" theme. Blue was the chosen theme for next months fat quarter.

Meeting adjourned at 8:40 PM.

Respectfully Submitted, Natalie G., PQG Secretary

President's Letter

Dear members,

I want to say how amazing I am hearing how the Tri-Guild lunch went. We have many helpers but it really could not have happened without the continued hard work of Sue Deal and the rest of the committee. Thank you to all!

We have some great pictures that Sharon Johnson took so enjoy them in the newsletter

We have a few events happening outside of the meeting that I have sent eblasts on and I hope, NO I KNOW, we have people stepping up to help....

I am keeping this short so there is room for all the pictures and other items happening by members.

Thanks
Debby L
President

Quilts for CO'S

From May 1 until May 14, we have delivered 19 quilts and pillowcases to the Mary Isaak Homeless Center. We still need pillowcases--queen size works best. The pattern is on our web site. Thank you to new members who picked up fabric packets and pillowcases kits at the last meeting. Thank you to all members who participate in making this project possible. 4040 - total number of quilts made since this committee began in 1973!!! Ellie - committee chairperson

Sewcial

Three of us attended.

Denise worked on a fun summer July BOM

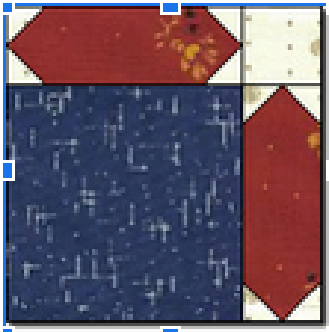
Jayne worked on a stunning pineapple quilt

Ellie worked on a Valentine quilt, a new pattern she just bought



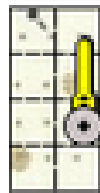

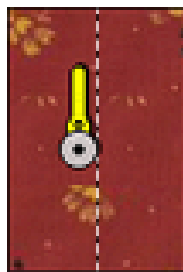

Military Block of the Month

Morning Star (12.5" finished)

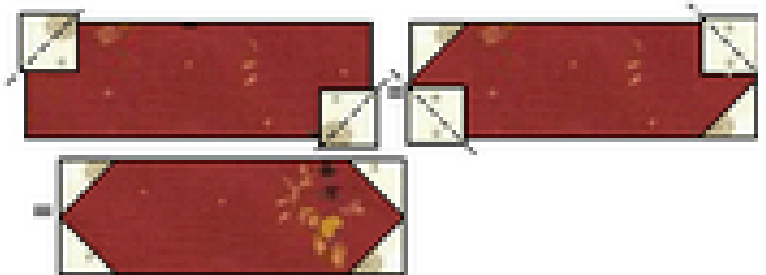


A 1914 block-that-isn't-a-block!...so this is another of those "Method" instructionals, as opposed to a real "Block pattern" This design is named for it's SASHING, which forms the stars!


- cut blue fabric into a 9-1/2" square.
- cut 2 red sashing 3-1/2" x 9-1/2"
- For the sashings cut eight 2" white squares, and one 3-1/2 " square



Draw a light diagonal line on the back of the white 2" square, and sew ON this drawn line. Cut off the excess seam allowance, leaving 1/4", pressing that seam allowances towards the red rectangle. Repeat on all four corners. Next add the 3 1/2" square to the right side as shown to only one of your shshings.




Sew the sashing without the 3 1/2 square to the 9 1/2 in blue square, then add the sashing unit with the 3 1/2 " square to the top. You're done and the block should look like the top picture. Thank you.



Block of the Month

Lozenges (4 ½" X 8 ½" unfinished)

Winner of drawing on June 7th will get neon panel



Supply List:

Materials per block (Please make a few):

1 neon bright or other color in the panel 4 ½" X 8 ½"


2 white 2 ½" squares (solid)

2 black 2 ½" squares (solid)

- Mark a diagonal line on the back of each of the four 2 ½" squares
- Sew the white squares to two diagonal corners on the drawn line (I sew a scant on the side of the corner tip)
- Check for square accuracy and trim if needed. (If your square is too small by more than 1/16" tear out and re-sew or try this hack: When trimming the back two layers, only trim the middle layer leave the first and last one. That way you can use the bottom layer as your sewing)
- Repeat with black squares on other corners

Questions call Denise

707-758-7932 or email djragozzino@yahoo.com



Tri-Guild Luncheon



Thank You Affiliates

Bolt Fabric + Home

219 N. Cloverdale Blvd.
Cloverdale, CA, 95425
707-894-2658
www.boltcloverdale.com

Broadway Quilts

20525 Broadway
Sonoma, CA 95475
707-938-7312
www.broadwayquilts.com

Quilted Angel

200 G St.
Petaluma, CA. 94952
707-763-0945
www.quiltedangel.com



Sew Much News Advertising Rates

1/8 page: 6 mo.-\$30, 1 yr. -\$50

1/4 page: 6 mo.-\$50, 1 yr. - \$75

1/2 page: 6 mo.-\$75, 1 yr.-\$125

Full page: \$50 each time

-Newsletter deadline is the 15th of the month.



-Officers-

President:

Debby L.

V.P. Membership:

Jeannie P.

V.P. Programs:

Sally A.


Shannon S.

Secretary:

Natalie G.

Treasurer:

Marilyn F.



Committee Chairs

BLOCK OF THE MONTH:

DENISE R.

MILITARY QUILTS:

JAYNE M.

QUILTS FOR COTS:

ELLIE O.

CASTOFF :

NEWSLETTER COMMITTEE:

Emily K.

RETREATS:

DEBBY L.

FRIENDSHIP PIECED & APPLIQUE:

MARJA T.

OPPORTUNITY QUILT:

DENISE R.

SUNSHINE:

LAURA L.

HOSPITALITY:

BARBARA C.

PARLIMENTARIAN:


SUE D.

WEBMASTER:

SHANNONS & AMANDA C

LIBRARY:

KATHY B.



Petaluma Quilt Guild
P.O. Box 5334
Petaluma, CA. 94955



Website: petalumaquiltguild.org
Email: petalumaquiltguild@yahoo.com