

# Sew Much News

## SEPTEMBER PROGRAM

### HAPPY BIRTHDAY TO US!

The Petaluma Quilt Guild is 29 years old ~  
Let's kick off the beginning of our 30th year  
soiree! Join us for a birthday celebration  
with cake and stories from the past.  
Bring any quilts that you made in the '90's  
for a special show and tell!!!



### General Meeting

Sept 6, 2022  
Veteran's Building  
Petaluma Boulevard  
Petaluma, CA

### Board Meetings

**Sept 15**  
Debby's Clubhouse  
Rohnert Park, CA  
Members are welcome

### Don't Forget!

Friendship Blocks  
Military Blocks  
COTS Quilts  
Library Books  
\$ for Monthly Mini  
Show and Tell  
Name Tag  
Ways & Means Project  
Gift Donation for  
Membership

**DUES  
ARE  
DUE!!!**

**Pay your Dues (\$40)  
before Sept 30th via**



## PRESIDENT'S MESSAGE

WOW - another year is on its way!

### HAPPY BIRTHDAY, Petaluma Quilt Guild!

In 1992 some quilters decided to put together a guild, and it got started in 1993. How hard that must of been to get all the paperwork, information out, and get the community involved. I have so much admiration for them doing that.

We are going to have a wonderful photo display for the September meeting. In the storage, we have photo albums from past years. Do you remember when we would print pictures? Well you can go see what it was all about.

DID YOU JOIN THE GUILD IN THE FIRST 5 YEARS OF THE GUILD ? Have any great stories? If you could send them to me I would like to share them with the members. How did the guild get started, what did you do to help spread the word? What was the best part of meeting....Where did you all meet? Love to hear the stories....

If you are coming to the meeting and have been quilting since the 90's, can you please **BRING A QUILT YOU MADE IN THE 90'S?**

**If you are not going to come, can you give it to someone who might?**



## PQG Board Meeting August 18, 2022

**Called to order:** The meeting of PQG Board called to order at 6:15PM by Debby at Debby's clubhouse. Marilyn, Sally, Shannon, Jean, Natalie, and Julie were in attendance.

**Approval of minutes:** July meeting minutes were corrected and approved via email.

**President:** See other business.

**Secretary:** N/A.

**Treasurer's**

**Report:** Marilyn gave her monthly report. Marilyn will be holding her budget committee meeting Thursday, August 25th @ 4:30pm.

**Membership Report:** We currently have 59 members on our roster. Jean was kind enough to send out affiliate letters for the coming year. Dues will be due at next month's general meeting.

**Program's Report:** September will be the 30th anniversary of the guild. Planning to have a party. The following months need to be arranged.

**Other Business:**

**Newsletter:** Jean has agreed to step up and do the newsletter in the coming year. Thank you, Jean!

**Ways and**

**Means:** Shannon and Amanda have made a list of items that members can create to have as merchandise for upcoming fairs.

**COTS:** N/A

**Military:** N/A

**Opportunity Quilt:**

Would still like to move forward to a few opportunity quilt options for the coming year.

**Next board**

**meeting:** Thursday, September 15th 6:00PM

**Meeting adjourned at 7:50PM**

Respectfully Submitted,  
Natalie G., PQG  
Secretary



# General Meeting Minutes - AUGUST 6, 2019

## PQG August 2 2022

### General Meeting Minutes

Jo H. kindly told us a story of a lady who made a quilt.

**Called to order** at 7:01 by Debby L.

**Previous Meeting Minutes** were approved as written.

**Treasurer's Report:** Marilyn F. gave her monthly report to the members in attendance. Marilyn would like to give Ways and Means time to figure out what they need so that they maybe included in next years budget.

**Membership Report:** Jean P. reported that there are 25 members and two guests in attendance tonight. We have a current total member count of 59. Congratulations to Marge B. for winning the attendance prize. Congratulations to Jan C. for winning the name tag drawing this month.

**Programs:** Our speaker this evening, Karen Bolan, gave a narrative of her quilt journey through samples of her quilt works. Her presentation was both relatable and fun as she was kind enough to pass along the things that she has learned and loved about quilting.

### Business:

**Dues:** Dues are due next month!! Please remember to bring yours with you next month.

**Ways and Means:** Amanda C. and Shannon S.W. are heading up our Ways and Means committee. This committee is responsible for fundraising for the guild. They will be in need of people to help make items for upcoming craft fairs. More information to follow.

**Nominating:** Sue D. swore in the new officers for the 2022-2023 year. In the coming year we have the following new and current members for PQG Board members:  
President: Debby  
VP Membership: Marge and Jan  
VP Programs: Julie  
Treasurer: Marilyn  
Secretary: Natalie

**COTS/ Military:** Ellie O. gave an explanation for what COTS is. Nine quilts and pillow cases were delivered this week. She would love to thank all of the help in getting these to our neighbors in need.

**BOM:** Congratulations to Marilyn F. for winning this month. This is the last BOM. If you are interested in

bringing it back, please consider running this. Maybe ask your guild buddy to help!

### Monthly Mini Prize:

Congratulations to Jo H, for winning a beautiful mini quilt/wall hanging that was generously made and donated by Fran Z.

### Opportunity Quilt 2022:

Discussion for next year's opportunity quilt is now underway. Shannon, Jean, and Laura all presented ideas to the guild. This will be decided upon at a later date.

### Fat Quarter Winner:

Congratulations to Denise R. for winning this month's FQ's. Next month's theme will be earth tones with a shiny gold element.

**Meeting adjourned** at 8:45 PM.

Respectfully Submitted,  
Natalie G., PQG Secretary





## THIS 'N THAT

### QUILTS FOR COTS

The Quilters for COTS team continues to quilt and sew quilts and pillowcases for the residents of the Mary Isaak Homeless Center. We delivered 26 quilts and pillowcases for the month of July. The total number of quilts donated since the start of this committee in 1993 is **4086!!** Adult pillowcases are needed (queen size works best), the pattern is on the website. THANK YOU to all who continue to help make this project succeed with your creative quilt tops and pillowcases. We often get thank you notes from those who receive your work. We let them know that there are several people who are involved in this project. ~ Ellie, Quilts for COTS Coordinator

### MONTHLY MINI UPDATE

Thank you so much to our members for participating in the Monthly Mini drawings that we have had recently. We have raised some extra cash for our Guild's general fund. Jo H. was the lucky winner for August, and the lovely mini quilt was made by Fran Z. The drawing for September will feature a double handle fabric basket made by Deb L and will include some Fall fabric fat quarters. We also would like to thank the members who have kindly agreed to either donate or make an item for the Monthly Mini; however, we now need additional sign-ups for the coming months. Please think about participating; this is an easy way to help our Guild and bring joy to a lucky winner. ~ Sally and JoAnne, Monthly Mini

### OPPORTUNITY QUILT

We'll be collecting Opportunity Quilt House Blocks and Scrappy Blocks at the meeting. See p. 6 for instructions for sewing.

## Ways and Means Fundraising Committee News

Amanda and Shannon are so excited to be working on fundraising for the Guild. We are planning on having tables at a couple of craft fairs this fall, so we need members to get busy sewing, sewing, sewing. We want to start with just a few items to see what sells.

**Please see the next page for a list of items that we are working on right now!!!**

**We need your help.** We have included links to the patterns that we are looking at. If you need more help figuring out a project, please reach out to us. We will be adding additional items to this list.

Continued on p. 5

# WAYS and MEANS COMMITTEE

We have exciting news for you from our Ways and Means Committee:

We are busy making items for holiday craft fairs as a fundraiser for our guild. We are currently waiting for confirmation that we will be able to sell at two craft fairs in November. **WE NEED YOUR HELP!** We are currently making pot holders, dog bandanas and baby "lovies", 12" - 16" square soft blankets for babies. We are working out details for a few other items and will put out the instructions on those soon. Stop by our table at the meeting to drop off any items that you have made for us. We really appreciate your help with this project.

## ITEMS NEEDED

- Looking for donations of scraps of fabric for Hanukkah, this is for gift card holders, scraps should be minimum 6" x 8"
- Sports team fabrics for dog bandanas - you can either make some dog bandanas in sports team fabric, or donate sports team fabric to us.
- Minky Fabric and baby flannel scraps needed, 12" square minimum size for the baby lovie.

We have created a page on the guild website with instructions and links for the patterns we are requesting, you can find it at [petalumaquiltguild.org/fundraising](https://petalumaquiltguild.org/fundraising)

Ideally, we would like items at the September and October meetings. We know that's a short deadline, but we want to sign up while the craft fairs' entries are still open!

## Potholders:

Requirements:

- We want to require Insul-brite in our potholders but with our short time frame, if you do not have insulbrite, please use wool or cotton batting.
- Add a hanging loop (preferable)
- Size between 8" - 10"
- Bright cheery colors – not too many of the same design/color
- A set of two is nice to have, consider making two at the same time, they don't need to be identical, but could have the same colors, fabrics, or theme.
- Orphan blocks make a great potholder!

There are many free quilt patterns online. Here are a few:

<https://craftbuds.com/quilt-as-you-go-pot-holder/>

<https://www.simplesimonandco.com/2014/02/quilted-potholders-from-scraps-quilt-binding-tutorial.html/>

<https://www.allpeoplequilt.com/bags-pillows-gifts/gifts/berry-good-pot-holder>

<https://quiltexpressions.wordpress.com/2013/11/26/gift-inspiration-day-ten-folded-pot-holder/>

<https://www.salvagesisterandmister.com/how-to-sew-quilted-fabric-scraps-pot-holders>

<https://radianthomestudio.com/how-to-sew-a-simple-potholder/>

## Dog Bandanas

Please use bright, beautiful, cute/novelty fabrics. Sports team fabrics encouraged too.

<https://blog.treasure.com/free-dog-bandana-pattern>

## Baby Lovies

Have a bit of leftover minky fabric? Make a quick and easy Baby Lovie!

<https://www.easysewingforbeginners.com/diy-ribbon-tag-lovey/>

**Thank you for helping to fund the guild!!!**

# OPPORTUNITY QUILTS

## House Quilts:

Some have asked for some inspirations on making the House Blocks...well here you go....How many can you make? Pull out your scraps..... Have fun...put a fussy cut creature or something in a window....how about a mini quilt roof, or the sky is the limit...

## Opportunity House Quilt Block Requirements:

Light colored sky/background, pale blue/white/etc

6", 8" or 10" blocks

No buttons or embellishments that will be difficult to quilt around/over

Here are some free house patterns, but these are just examples, make any type of house you like.

<https://materialgirlquilts.com/blog/2020/4/29/my-town-quilt-blocks-free-tutorial>

<http://www.ucquilts.com/bomjune09.htm>

<https://wombatquilts.com/2014/04/07/a-new-paper-piecing-obsession/>

<https://alandacraft.s3.amazonaws.com/blog-freebies/Villages-Quilt-Pattern.pdf>

<https://my.modafabrics.com/2017/12/countdown-to-christmas-christmas-cottage.html>

\*\*\*\*\*

## Border Blocks:

The other part of the Opportunity quilt was a scrappy diamond we were thinking of using. Jean, the one who brought it to the guild, was thinking that the diamond might not work as a border for the house quilt and so it has evolved into a rectangle. So we are asking for everyone to make 5 1/2" X 9 1/2" scrappy striped rectangle.


To make this you will need to take at least 8-10 different fabrics and cut them into different width and 5 1/2" length. Do Not make any strip less than 1" or more than 2 1/2" width. Sew them together in rows until it is 9 1/2" long. That is it. You DO NOT need to square them up

Make as many as you can but make sure they are different...it will make it easier to match them up later....scrappier the better....You can use the same fabric, just move them around and add different fabric so they don't look the same.

When we get them, the opportunity sewing event, will square them up and cut them from corner to corner and arrange them. YOU COULD BE ONE OF THESE SEWERS.

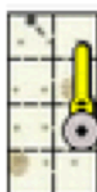


## ***Military Block of the Month***

### **Morning Star (12.5" finished)**

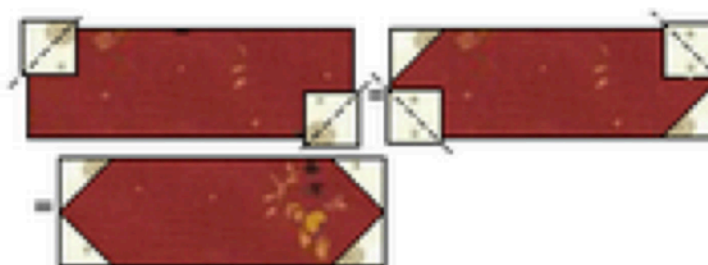


A 1914 block-that-isn't-a-block!...so this is another of those "Method" instructionals, as opposed to a real "Block pattern" This design is named for it's SASHING, which forms the stars!

- cut blue fabric into a 9-1/2" square.
- cut 2 red sashing 3-1/2" x 9-1/2"
- For the sashings cut eight 2" white squares, and one 3-1/2 " square



Draw a light diagonal line on the back of the white 2" square, and sew ON this drawn line. Cut off the excess seam allowance, leaving 1/4", pressing that seam allowances towards the red rectangle. Repeat on all four corners. Next add the 3 1/2" square to the right side as shown to only one of your shshings.



Sew the sashing without the 3 1/2 square to the 9 1/2 in blue square, then add the sashing unit with the 3 1/2 " square to the top. You're done and the block should look like the top picture. Thank you.





## Mark Your Calendars!

### Quilts & Blooms Outdoor Quilt Show

Diablo Valley Quilters  
The Gardens at Heather Farm  
1540 Marchbanks Dr  
Walnut Creek, CA 94598  
Sept.10-11; 10:00 - 4:00

### Pacific International Quilt Festival

Santa Clara Convention Center  
5001 Great America Parkway  
Santa Clara, CA 95054  
Oct 13-16, 2022

## Thank You, Affiliates!

### Bolt Fabrics

219 N. Cloverdale Blvd.  
Cloverdale, CA 95425  
707-894-2658  
[www.boltcloverdale.com](http://www.boltcloverdale.com)

### Quilted Angel

200 G St.  
Petaluma, CA. 94952  
[www.quiltedangel.com](http://www.quiltedangel.com)  
707-763-094



## September Birthdays

Amanda C. - 9/2

Sue R. - 9/7

Diane C. - 9/11

Debby L. - 9/20

Laura L. - 9/22

Kathy S. - 9/26

## Sew Much News Advertising Rates

1/8 page: 6 mo.-\$30, 1 yr. -\$50

1/4 page: 6 mo.-\$50, 1 yr. - \$75

1/2 page: 6 mo.-\$75, 1 yr.-\$125

Full page: \$50 each time

Newsletter deadline is the 15th of the month.



## OFFICERS

President:	Debby L.
Membership:	Marge B. and Jan C.
VP Program:	Julie S.
Secretary:	Natalie G.
Treasurer:	Marilyn F.

### Committee Chairs

#### Castoff:

#### Community Outreach

#### Friendship Pieced & Applique:

Marja T.

#### Hospitality:

Barbara C.

#### Library:

#### Military Quilts:

Jayne M.

#### Monthly Mini:

Sally A. and JoAnne T.

#### MotherHen:

Garnet W.

#### Opportunity Quilts:

### Committee Chairs

#### Newsletter:

Jean P.

#### Parlementarian:

Sue D.

#### Quilts for Cots:

Ellie O.

#### Retreats:

Debby L.

#### Sunshine:

Laura L.

#### Ways and Means

Shannon W.S.  
Amanda C.

#### Webmaster:

Shannon W.S.  
Amanda C.

**Help Wanted!**  
Several committee  
chair positions are  
open. Please consider  
volunteering.  
Thank You!



SEW MUCH NEWS  
SEPTEMBER 2022  
PETALUMA QUILT GUILD  
P.O.BOX 5334  
PETALUMA, CA 94955  
[www.petalumaquiltguild.org](http://www.petalumaquiltguild.org)