



# Sew Much News

## OCTOBER PROGRAM

Join us for the October Meeting - Halloween & Happy Birthday!

Put on your pumpkin heads and witches' hats and join us for a fun evening of Show and Tell!

SHOW your favorite fall-themed or Halloween quilts and textile projects.

TELL us a spooky, preferably quilt-related story. Got any skeleton fabrics in your closet? Grandmother's ghost help with your Grandmother's Garden quilt? Did the Great Pumpkin visit your pumpkin patchwork? We hope you have one to share.

We missed celebrating our birthday last month - have a cupcake and reminisce over the guild's 29 years!



### General Meeting

Oct 4, 2022

Veteran's Building  
Petaluma Boulevard  
Petaluma, CA

### Board Meetings

Oct 20, 2022

Debby's Clubhouse  
Rohnert Park, CA  
Members are welcome

### Don't Forget!

Friendship Blocks  
Military Blocks  
COTS Quilts  
Opportunity Quilt Block  
Library Books  
\$ for Monthly Mini  
Show and Tell  
Name Tag  
Ways & Means Project  
Gift Donation for  
Membership

## DUES ARE DUE!!!

### \$40

BRING TO MEETING  
OR MAIL TO PQG P.O.  
BOX 5334 PETALUMA  
94955

## PRESIDENT'S MESSAGE

Wow what a difference in the weather this last week. From air conditioner to the heater. (Yes, I have an air conditioner, and my cat was so thankful!) I LOVE SUMMER...It is my favorite time of year. I was raised in Sacramento, so I guess I got use to the heat and don't mind it. I'd be eating lunch in the sun and my co-workers were in the building in the cool, but stuffy "people-breathing-the-same-air-all-day" building. I loved the rain this past weekend and will not say NO to rain but please NOT THE COLD. OK, enough on the weather.

Did anyone notice THE QUEEN'S cover over her coffin. It's a flag that represent England (the 3 lions passant), Scotland (A Lion rampant) and Ireland (a harp). I do not hand Applique', to me it was beautiful. After all the millions of dollars on jewels, to see something that someone sat and sewed together is so cool. It is 6' by 12' and hand sewn last year. One person designed it, another sewed it and another person put it all together. Sounds like a beginning of a Queens Flag Guild to me. Or a Kings Flag Guild. Long Live Applique'!!!

~ Debby



## **PQG Board Meeting September 15, 2022**

The Board met on September 15, 2022; however, the minutes will appear in the November Newsletter.

## **General Meeting Minutes September 6, 2022**

Due to extreme heat (114 degrees), the September 6, 2022 meeting was canceled. Therefore, there are no minutes to report. Let's hope for a cooler October for our meeting. Maybe some rain.



## WAYS and MEANS COMMITTEE

PQG will be selling items at TWO craft fairs this holiday season (see dates and times below). Mark your calendars and help us spread the word.

We need your help - this will be our biggest fundraising effort this year. Make a few potholders, baby lovies, dog bandanas or other items for our table, find patterns and instructions on our website. Is there something that you enjoy making? Make a few and donate to the guild. Both craft fairs require all items to be handmade by us. No food items.

Elks 901 Craft & Vendor Fair  
Saturday Nov 19  
10a - 3p  
Elks Lodge 901  
2015 So. McDowell Ext, Petaluma  
Free Admission

Rohnert Park 43rd Annual  
Holiday Arts & Crafts Faire  
Thanksgiving Weekend  
Friday Nov 25 & Saturday Nov 26  
10a - 4p  
Rohnert Park Community Center  
5401 Snyder Lane  
Free Admission

### SEW DAY

**Oct 22 Craft Fair Sew Day 10-4** Please bring your sewing machines and materials to work on items for the Craft Fairs. There will be ironing boards and irons available at the **Petaluma Library Meeting Room**. It's a great time to get tips on making potholders if you haven't tackled them yet. As always, you don't have to be there the whole time. Come when you can!

**Please RSVP to Amanda at [acummingsdesign12@gmail.com](mailto:acummingsdesign12@gmail.com)** so she knows how many people are coming.

We have created a page on the guild website with instructions and links for the patterns we are requesting, you can find it at [petalumaquiltguild.org/fundraising](http://petalumaquiltguild.org/fundraising)

Ideally, we would like items at the October or November meetings. We know that's a short deadline, but if we put a lot of energy into it, we can make it work!

## THIS 'N THAT

### QUILTS FOR COTS

We love this number- 5003. It stands for the number of quilts that have been donated since 1993, when this committee was formed. The heat wave influenced the number of quilt requests at the COTS shelter! In August, we delivered 3 quilts and pillowcases, and for the first half of September, 7 quilts and pillowcases were donated. We continue to work on several beautiful quilt tops to get them ready for delivery. Thanks for your help in supporting this project and the homeless in our community.

~ Ellie

### MILITARY QUILTS

Hello quilters. I miss seeing you all, but I show up here and there. My Sonoma County Vets project is going strong. I'm now adding pillow cases to my efforts. Nancy L. has kindly volunteered to become the pillowcase overseer. Nancy will bring pillowcase kits to pass out to those who would like to sew one up. Finally, thank you to those of you who make blocks for the quilts, bind a completed quilt, donate fabric to the cause, and now sewing pillowcases. I again thank you.

Keep on stitching!!!

~ Jayne

FYI - The Military Block remains the same for this month. See directions, p 9.

### TRI-GUILD is NO LONGER

The Santa Rosa guild sent a letter to us saying they do not want to be apart of the TRI-GUILD anymore. With the amount of work and cost, they felt that it was too much. I had a talk with the TRI-GUILD coordinator from the Moonlighters and, at their last board meeting, they decided to look into having a different event in April but not a luncheon. We will see where that goes. This breaks my heart. It was such a great way to connect with other guilds and be apart of the community. Maybe we can do a luncheon for ourselves. As the song says....THE TIMES THEY ARE A-CHANGIN!

~ Debby





## **\*\*SPECIAL ANNOUNCEMENT\*\***

### **RETREAT is BACK at WALKER CREEK - FEB. 24-26, 2023**

Things are a bit out there. We have the same rooms and spending the night is \$105 a night. We HAVE to have 10 people spend the weekend. Well, we need 8 since I have myself and another going for sure. We can have up to 19 beds so there is plenty of space. We can still have day trippers, and that is \$26 per person. There is another guild there, but not sure from where.

Food is a bit different and tricky but might be better for some people. They do not have a chef and are hiring a caterer. We have the option for them to take our orders for the weekend. Dinner Friday, Breakfast, Lunch and Dinner Saturday, and Breakfast and lunch Sunday (or any combination). Estimate \$80 a day for 3 meals, but no prices till December.

OR

We are welcome to bring our own food, which could be a fun potluck to be planned for meals. No Kitchen is available but the lodging had a fridge and microwave. I have a portable camping Stove and BBQ...so many options on that. People bring coffee makers...My mind just keeps planning this. INTERESTED.....Let Debby know.



# OPPORTUNITY QUILTS

We'll be collecting Opportunity Quilt House Blocks and Scrappy Blocks at the October meeting.

## House Quilts:

Some have asked for some inspirations on making the House Blocks...well here you go....How many can you make? Pull out your scraps..... Have fun...put a fussy cut creature or something in a window....how about a mini quilt roof, or the sky is the limit...

## Opportunity House Quilt Block Requirements:

Light colored sky/background, pale blue/white/etc

6", 8" or 10" blocks

No buttons or embellishments that will be difficult to quilt around/over

Here are some free house patterns, but these are just examples, make any type of house you like.

<https://materialgirlquilts.com/blog/2020/4/29/my-town-quilt-blocks-free-tutorial>

<http://www.ucquilts.com/bomjune09.htm>

<https://wombatquilts.com/2014/04/07/a-new-paper-piecing-obsession/>

<https://alandacraft.s3.amazonaws.com/blog-freebies/Villages-Quilt-Pattern.pdf>

<https://my.modafabrics.com/2017/12/countdown-to-christmas-christmas-cottage.html>

\*\*\*\*\*

## Border Blocks:

The other part of the Opportunity quilt was a scrappy diamond we were thinking of using. Jean, the one who brought it to the guild, was thinking that the diamond might not work as a border for the house quilt and so it has evolved into a rectangle. So we are asking for everyone to make 5 1/2" X 9 1/2" scrappy striped rectangle.

To make this you will need to take at least 8-10 different fabrics and cut them into different width and 5 1/2" length. Do Not make any strip less than 1" or more than 2 1/2" width. Sew them together in rows until it is 9 1/2" long. That is it. You DO NOT need to square them up

Make as many as you can but make sure they are different...it will make it easier to match them up later....scrappier the better....You can use the same fabric, just move them around and add different fabric so they don't look the same.

When we get them, the opportunity sewing event, will square them up and cut them from corner to corner and arrange them. YOU COULD BE ONE OF THESE SEWERS.

# BLOCK OF THE MONTH

## October Block of the Month

Choose your focus fabric, the scrappier the better. Choices of fabric can be orange, yellow, purple, brown, or red; just choose one.

Background fabric can be white, beige, light grey, solid, tone on tone or mini print.

To make the pumpkin block you will need:

- 16 – 2.5" squares for the body
- 2 – 3" squares for the corners of the body
- 4 – 3" squares background fabric
- 2 – 2.5" squares background fabric

For the stem and leaves – green polka dot is shown

- 1 – 2.5" square for stem
- 1 – 3" square for leaves

Pair 2 of the 3" squares of focus fabric with 2 of the 3" squares of background fabric. Make two sets of half square triangle units, trim to 2.5" inches.

For the leaves, pair 1 of the 3" squares of background fabric with the 1 – 3" green polka dot fabric. Make two sets of half square triangle units, trim to 2.5".

Using the photo below, sew together in rows, pressing the rows in alternate direction. Block will be 10.5" unfinished.




Any questions email [satterbury@sbcglobal.net](mailto:satterbury@sbcglobal.net), or call Sally at 763-5264.






# ***Military Block of the Month***

## **Morning Star (12.5" finished)**

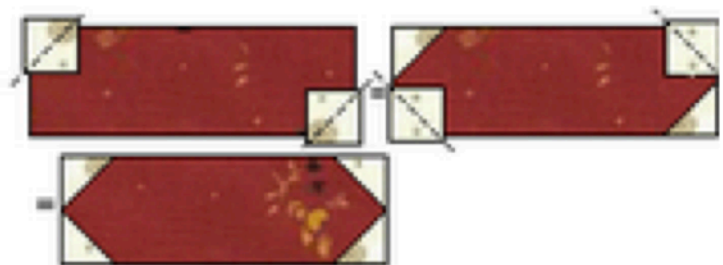


A 1914 block-that-isn't-a-block!...so this is another of those "Method" instructionals, as opposed to a real "Block pattern" This design is named for it's SASHING, which forms the stars!

- cut blue fabric into a 9-1/2" square.
- cut 2 red sashing 3-1/2" x 9-1/2"
- For the sashings cut eight 2" white squares, and one 3-1/2 " square



Draw a light diagonal line on the back of the white 2" square, and sew ON this drawn line. Cut off the excess seam allowance, leaving 1/4", pressing that seam allowances towards the red rectangle. Repeat on all four corners. Next add the 3 1/2" square to the right side as shown to only one of your shshings.




Sew the sashing without the 3 1/2 square to the 9 1/2 in blue square, then add the sashing unit with the 3 1/2 " square to the top. You're done and the block should look like the top picture. Thank you.





Sharon Graham recently quilted some autumn-themed panels. Thank you for sharing!





## Mark Your Calendars!

### Pacific International Quilt Festival

Santa Clara Convention Center  
5001 Great America Parkway  
Santa Clara, CA 95054  
Oct 13-16, 2022

For other Northern CA shows/events, go to  
<https://ncqc.net/calendar>

### Sew Day - Ways 'n Means Committee

Petaluma Public Library Meeting Room  
Petaluma, CA 94952  
Oct 22, 10-4  
Please RSVP to Amanda  
at [acummingsdesign12@gmail.com](mailto:acummingsdesign12@gmail.com)

### PQG Walker Ranch Retreat

Feb 24-26, 2023  
Contact Debby, if interested

## Thank You, Affiliates!

### Bolt Fabrics

219 N. Cloverdale Blvd.  
Cloverdale, CA 95425  
707-894-2658  
[www.boltcloverdale.com](http://www.boltcloverdale.com)

### Quilted Angel

200 G St.  
Petaluma, CA. 94952  
[www.quiltedangel.com](http://www.quiltedangel.com)  
707-763-094



## October Birthdays

Nancy L - Oct 7

Amie C - Oct 21

Marge B - Oct 28

## Sew Much News Advertising Rates

1/8 page: 6 mo.-\$30, 1 yr. -\$50

1/4 page: 6 mo.-\$50, 1 yr. - \$75

1/2 page: 6 mo.-\$75, 1 yr.-\$125

Full page: \$50 each time

Newsletter deadline is the 15th of the month.

## OFFICERS

President:	Debby L.
Membership:	Open
VP Program:	Julie S.
Secretary:	Natalie G.
Treasurer:	Marilyn F.

### Committee Chairs

**Castoff:** Open

**Community Outreach:** Open

**Friendship Pieced & Applique:**  
Marja T.

**Hospitality:**  
Barbara C.

**Library:**

**Military Quilts:**  
Jayne M.

**Monthly Mini:**  
Sally A. and JoAnne T.

**MotherHen:**  
Garnet W.

**Opportunity Quilts:** Open

**Help Wanted!**  
Membership is open!

Several other  
committee chair  
positions are open.  
Please consider  
volunteering.

**Newsletter:**  
Jean P.

**Parlementarian:**  
Sue D.

**Quilts for Cots:**  
Ellie O.

**Retreats:**  
Debby L.

**Sunshine:**  
Laura L.

**Ways and Means**  
Shannon W.S.  
Amanda C.

**Webmaster:**  
Shannon W.S.  
Amanda C.



SEW MUCH NEWS  
OCTOBER 2022  
PETALUMA QUILT GUILD  
P.O.BOX 5334  
PETALUMA, CA 94955  
[www.petalumaquiltguild.org](http://www.petalumaquiltguild.org)