



# *SEW MUCH NEWS*

petalumaquiltguild@yahoo.com

P.O. Box 5334, Petaluma 94955

<http://www.petalumaquiltguild.org/>

## Meetings

### General Meeting

July 5 @ 7:00 pm  
Petaluma Veterans Memorial  
1094 Petaluma Blvd. S.  
Petaluma, CA.

### Sewcial

July 16 @ 11

### Board Meeting

July 19 @ 6 PM

## Programs

Join us for a Patriotic Palooza!!

It's an Ice Cream Social, but this year it will be individually wrapped ice cream treats, come enjoy! Bring your Red, White, and Blue quilts for Show and Tell. Old quilts, new quilts, big quilts, small quilts, we want to see them all.

Make a patriotic block for the Quilts for Vets! We have two patterns to choose from, a sailboat and a pinwheel block. Make one, make both, make as many as you can! There will be a prize for the most blocks entered! Wear your red, white and blue and let's celebrate Independence Day.

## Birthdays

Carol C.	July 12
Ellie O.	July 20
Frances Z.	July 21
Jean R.	July 24
Sara Z.	July 27

## Quilts for COTS

Thanks to all of you that have been binding quilts, creating quilt tops, and making pillowcases. The homeless shelter has increased the number of people it is housing so there are more requests for quilts. Two more residents of the People's Village have also requested quilts. Quilts for COTS delivered 30 quilts and pillowcases to the homeless center in the month of May. We need pillowcases for adults. We use the queen size ( 30 x 41 for the body, 10 x 41 for the border, and 3 x 41 for the accent strip ). The pattern is on the web site. Thanks again, Ellie

# *PGQ General Meeting Minutes*

## *June 7, 2022*

Called to order at 7:06 PM called to order by Debby L.

Minutes from last month approved and voted on with no corrections

**Treasurer's Report:** Marilyn gave her monthly report to the members in attendance.

**Membership Report:** No report given . 21 Member Present

**Programs:** Shannon introduced our speaker Lori DeJarnatt on Zoom She talked about reproducing Antique Quilts

**Business:** A Nominating committee was organized for the board. Shannon and Denise volunteered and looking for one more person

Fat Quarter Winner Nora July will be RED

**In-Person Sewing Day:** Rescheduled for a time in the summer

**Cots :**Ellie gave a report on how many quilts have been made

**BOM:** Congratulations to Nora again...

**Monthly Mini Prize:** We postpone the drawing for the Monthly mini for a another month since less people attended Tickets are 1 for \$1 or 6 for \$5, bring a few dollars for your chance to win next month!

PGQ General Meeting Minutes

June 7,2022

## **President's Letter**

Hello All,

Wow I can't believe it is Summer all ready We are lucky our meeting was not the night of our Board meeting...HOT HOT HOT.

We are now looking into getting our new board set up and moving in our new year. Be sure and come to the meeting to see who is willing to come up to the plate to help keep our guild going. Now that Covid is sort of gone we want to have more social meeting and having a full group of attendees. We will have the vote in August and will need a quadrium for the vote.

There will be some eblast to see who might want to take on some side jobs so we can start up more side tables so keep an eye open for those..

We were able to get volunteers for the Petaluma Fair this week. So I want to send out a big thank you to all who could help.

We still need help for the Art and Garden event on July 10 so please email me if you can work from 12 - 3 or from 3 - 5:30. It is downtown Petaluma and a great way for the community to see what we do and maybe get members.


Hope to see you all at the July Ice Cream Social honoring the Vets Project Please bring your squares.

Debby

President

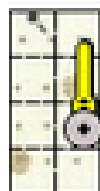

# *Military Block of the Month*

## **Morning Star (12.5" finished)**

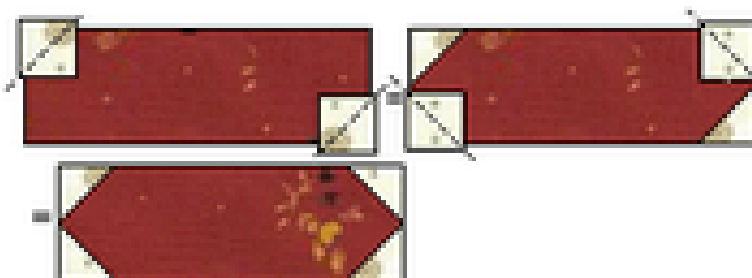


A 1914 block-that-isn't-a-block!...so this is another of those "Method" instructionals, as opposed to a real "Block pattern" This design is named for it's SASHING, which forms the stars!


- cut blue fabric into a 9-1/2" square.
- cut 2 red sashing 3-1/2" x 9-1/2"
- For the sashings cut eight 2" white squares, and one 3-1/2" square



Draw a light diagonal line on the back of the white 2" square, and sew ON this drawn line. Cut off the excess seam allowance, leaving 1/4", pressing that seam allowances towards the red rectangle. Repeat on all four corners. Next add the 3 1/2" square to the right side as shown to only one of your shshings.



Sew the sashing without the 3 1/2 square to the 9 1/2 in blue square, then add the sashing unit with the 3 1/2" square to the top. You're done and the block should look like the top picture. Thank you.



## ***Block of the Month***

### **POPSICLES (Finished block 8" X 9" unfinished 8 ½" X 9 ½")**

Drawing will be at the July 5th meeting



#### **Supply List:**

From one color three shades that reads solid (can have a light scant design like speckled)

2 **light** and 2 **dark** 1 ½" X 7 ½" (4 total)

**Medium** 2 - 2 ½" X 7 ½"

**Whitish background :**

4 - 1 ½" squares

2 - 2 ½" X 2 ½"

1 - 2 ½" X 3 ½"

**Black (sticks)** 2 - 1 ½" X 2 ½"

- **Popsicle unit:** Draw a diagonal line on the 4 1 ½" squares. Sew a marked square to the end of a light triangle RST line rising toward to top right. Trim excess corner. Repeat with the other light strip.. Repeat process with the dark strip only make the square the opposite direction with the line going up toward the left corner. Sew light units to the left side of the medium middle popsicle piece white corner upper left. Sew the dark units to the right sides of the mediums white corner on the upper right.
- **Stick unit:** Join two cream/white 2" X 2 ½", two brown units and one cream 2 ½" X 3 ½" As shown in photo. This will measure 2 ½" X 8 ½".
- Sew stick unit to the bottom of the popsicle unit to make block measuring 8 ½" X 9 ½"
- To make these blocks into a quilt, add a cream lattice 4 ½" between each popsicle block and 3 ½" wide between each row.

Questions? Call Denise 707-758-7932 or email [djragozzino@yahoo.com](mailto:djragozzino@yahoo.com)

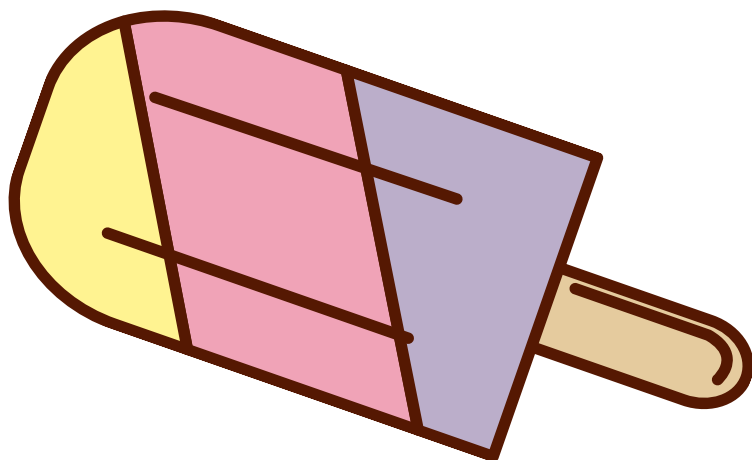
# *Thank You Affiliates*

## **Bolt Fabric + Home**

219 N. Cloverdale Blvd.  
Cloverdale, CA, 95425  
707-894-2658  
www.boltcloverdale.com

## **Quilted Angel**

200 G St.  
Petaluma, CA. 94952  
707-763-0945  
www.quiltedangel.com



### **Sew Much News Advertising Rates**

1/8 page: 6 mo.-\$30, 1 yr. -\$50

1/4 page: 6 mo.-\$50, 1 yr. - \$75

1/2 page: 6 mo.-\$75, 1 yr.-\$125

Full page: \$50 each time

**-Newsletter deadline is the 15th of the month.**

# ***-Officers-***

**President:**

Debby L.

**V.P. Membership:**

Jeannie P.

**V.P. Programs:**

Sally A.

Shannon S.

**Secretary:**

Natalie G.

**Treasurer:**

Marilyn F.



# ***Committee Chairs***

**BLOCK OF THE MONTH:**

DENISE R.

**MILITARY QUILTS:**

JAYNE M.

**QUILTS FOR COTS:**

ELLIE O.

**CASTOFF :**

**NEWSLETTER COMMITTEE:**

Emily K.

**RETREATS:**

DEBBY L.

**FRIENDSHIP PIECED & APPLIQUE:**

MARJA T.

**OPPORTUNITY QUILT:**

DENISE R.

**SUNSHINE:**

LAURA L.

**HOSPITALITY:**

BARBARA C.

**PARLIMENTARIAN:**




SUE D.

**WEBMASTER:**

SHANNONS & AMANDA C

**LIBRARY:**

KATHY B.



*Petaluma Quilt Guild*  
*P.O. Box 5334*  
*Petaluma, CA. 94955*



Website: [petalumaquiltguild.org](http://petalumaquiltguild.org)  
Email: [petalumaquiltguild@yahoo.com](mailto:petalumaquiltguild@yahoo.com)