

Petaluma Quilt Guild June 2022 Block of the Month
LOZENGES 4 1/2" X 8 1/2" unfinished
Drawing June 7th meeting
The winner also gets the beautiful neon panel!




Materials per block, Please make a few.

1 neon bright or other color in the panel 4 1/2" X 8 1/2"

2 white 2 1/2" squares (solid)

2 black 2 1/2" squares (solid)



Mark a diagonal line on the back of each of the four 2 1/2 " squares



Sew the white squares to two diagonal corners on the drawn line (I sew a scant on the side of the corner tip) Check for square accuracy and trim if needed. If your square is too small by more than 1/16" tear out and re-sew or try this hack: When trimming the back two layers, only trim the middle layer leave the first and last one. That way you can use the bottom layer as your sewing




guide.






Repeat with black squares on other corners



Hack pictures:



Questions call Denise 707-758-7932 or email djragozzino@yahoo.com