



SEW MUCH NEWS

petalumaquiltguild@yahoo.com

P.O. Box 5334, Petaluma 94955

<http://www.petalumaquiltguild.org/>

Meetings

General Meeting

April 5 @ 7:00 pm
Petaluma Veterans Memorial
1094 Petaluma Blvd. S.
Petaluma, CA.

Sewcial

April 16 @ 11

Board Meeting

April 19 @ 6 PM

Programs

Our April Speaker is Pattie Klimek who will be doing an old fashioned trunk show, don't miss this fun event!

Pattie Klimek has been quilting for 15 or so years. Based in San Francisco, she is the one of the few Traditional hand piecers and hand quilters in a sea of Art and Contemporary Quilters located in the Bay Area. She found some like minded quilters amongst the

Dorcas Hand Quilters, a group that meets once a week to hand quilt at St. John's Presbyterian Church in the Richmond District of San Francisco. She blesses these ladies everyday for teaching her these time honored skills and is now traveling around the Bay Area teaching so quilters can rediscover the joys of handwork

Don't Forget!

Per the Board, if you did not attend the March meeting and show your proof of vaccination/booster, please bring it this month. Those of you who did so in March, do not need to show it again.

Thank you,
Jean Perlstein
VP Membership

Birthdays

Jane H.	April 12
Sally S.	April 13
Brenda B.	April 16
Marilyn K.	April 19
Shannon S.	April 22

Book Committee Needed

We need a committee of a few people to look at the list of books we have to see if there are books that we do not want to sell and keep as a small library. You can view the list on our guild website under activities then library. Please let Debby know if you are interested in helping

Sewing Day

APRIL 30 9:30 - 3:30 Bring your own project, your own supplies, and your big smile. It will be at the club house of Debby L in RP. It is Free and we require vaccination to attend. A sign in sheet was set up at the March meeting. We think 20 people is a fair number to come even though we could have 40. Let Debby know if you are interested and not already signed up and more information will be emailed to you It has a full kitchen and PLENTY OF LIGHT AND TABLES.

Cast-off Table Committee Needed

We would like to start the cast off table again....anyone interested in taking left material to Legacy? Let me know.
-Debby

Opportunity Quilt 2022-2023

Who has a pattern we can all do for our next opportunity quilt? Let us know!



Quilts for COTS

Since not everyone can attend meetings for the latest news, I'll give a recap and update on the activities of this committee. We reached a milestone --4026 quilts made since Quilts for COTS began in 1973. We made 164 quilts in 2021, which is ten more than a usual year's work. The homeless center received 14 quilts and pillowcases in February, and as of March 14, 10 quilts and pillowcases. We have offered quilts for the new People's Village that is now being constructed at the Mary Isaak Center. The people who receive the quilts and pillowcases really appreciate your creative work, and write us thank you notes expressing their thoughts.

At this time we need:

PILLOWCASES - queen size is best - a great stash buster or I have kits available.

MACHINE BINDING of quilts - bindings are already made and ready for sewing (thanks Jo)

Contact info - oconnorell@aol.com

Thank you all for your continued help in supporting this project.

President's Letter

SPRING IS IN THE AIR, GARDEN SHOPS ARE BUSY AND HOPEFULLY MORE RAIN.....


It feels so good to be out and about these days. I am building a raised garden bed on the front part of the property since the one on the side I tend to forget to water and pay attention to. So I'll plant butterfly and bee loving plants in that and a vegi garden in front. Living in a smaller yard has had its drawback but the push mower is so much easier and no impact on the environment,(she writes with a smile on her face). I have been able to travel a bit. My sister bought 40 acres by Clovis (Auberry) and is homesteading there. We watched the man use the wooden Dowsing Stick. It really works Only 7 is usable with the horse pasture taking up most of it, so we did some 4 wheeling up the mountain and saw some more amazing horse pastures and nature and avoided large crowds. We did go to Shaver Lake and saw the impact of the Creek Fire. SO SAD We are heading to Tahoe next weekend to watch our 5 year old ski down a very steep hill faster than his parents almost. Oh we went to Santa Cruz for a night to walk The Boardwalk and quickly drove away. To many people, so we got lost and found a brewery. (oh Darn) and ended up staying in a 1872 farmhouse in Watsonville in the middle of a strawberry field forever.(I had to sorry) and stumbled into the best fish restaurant ever . We love no plan get a ways where to just end up wherever.

saying that.....Have you ever done that with a quilt? Maybe that needs to be our next challenge....NO PATTERN FREE STYLE PROJECT. LET'S TALK.

Anyway done rambling.....Enjoy your Spring. So many things happening and hope you all feel comfortable joining us. Be sure to read the other notes that are placed in the newsletter.

Your President for now

Debby L.



Raffle Running Until May Meeting

Win This Featherweight!



This 1937 Singer Featherweight will be raffled to one lucky winner on May 14, 2022 at the Tri-Guild Meeting. Tickets are \$5 each or 6 for \$20. Featherweight sewing machines are particularly prized by sewists. The machine has been recently oiled and is ready to sew. Accessories include extra bobbins, extra feet, and the carrying case. Tickets will be available at the March, April, and May meetings at the Monthly Mini table.

Military Block of the Month

12" Friendship Star



Supply List:

Blue for stars	(1) 4-1/2" x 4-1/2" square
	(2) 4-7/8" x 4-7/8" squares
Red for corners	(2) 4-7/8" x 4-7/8" squares
White for background	(4) 4-7/8" x 4-7/8" squares

1. Draw a diagonal line, from one corner to the opposite corner, on the reverse side of all light neutral squares.
2. Use the quick pieced half-square triangle method to sew a light square to each blue print square of the same size. When complete, each of the four half-square triangle units should measure 4-1/2" x 4-1/2" for a 12" (finished size) quilt block. Set aside.
3. Make four more half square triangle units by pairing the remaining 4-7/8" x 4-7/8" light squares with the multicolored squares (for the block's corner triangles) of the same size.
4. Arrange the half square triangle units and the 4-1/2" x 4-1/2" blue print square into three rows. Units made with the blue fabric form the stars, and the multi-color print triangle units are used in block corners. Check to make sure the angles of all patches match the diagram.
5. Sew the units in each row together. Press seam allowances in the top and bottom rows towards the outer units. Press seam allowances in the center row towards the solid square. Sew rows together, carefully matching patch edges and seam intersections.
6. Press. The quilt block should measure 12-1/2" x 12-1/2".

Help Needed

Hello Quilters, I've caught up on my longarming after my 3 month break for repairs. I have several quilts that still need binding and I would appreciate help with this process so that I may pass the completed Military Quilts to the Homeless Veterans Housing. You can call my home or send an email for pick up or delivery of quilts to bind. Thank you for your help. Jayne

Thank you and if you have any questions just ask Jayne.

Block of the Month

Eight Pointed Star No Y Seams! 18"

<https://www.youtube.com/watch?v=LtCJt1w3uTE>

Supply List:

Use any brilliant colors

Background color (any color that reads solid-like):

(8) 4" squares

(8) 5" X 8 ¾" rectangles

Color 1:

(4) 4 X 8 ¾ " rectangles

Color 2:

(4) 4 X 8 ¾" rectangles Contrast to color 1

Watch the video and use the photos as a guide. I stopped the video when needed. It's a very easy project and big squares so only a few can make a quilt. If you need my help, call me

707-758-7932

Saturday Sewcial

We held our Sewcial on Saturday, March 19th with five people attending. Ellie had a whole list of things to work on, including cutting fabric for bindings, backing, and working on pillow cases. These were all for COTS. Fran was working on pillow cases and showed her progress on a Monthly Mini for a future meeting. Denise told us about her Unity Quilt and worked on the next Block of the Month. Jayne worked on Block of the Month for COTS. Jean continued to work on her UFO from four years ago. We all had a pleasant time chatting and sewing. Please join us next time.

JP

Your Roving Reporter

PGQ General Meeting Minutes

March 1, 2022

Called to order at 7:02 PM called to order by Debby L. There were 26 members in attendance.

Treasurer's Report: Marilyn gave her monthly report to the members in attendance. She also informed us she submitted all required government documents.

Membership Report: Welcome member Nancy L. Ellie won for our attendance drawing. Nora won for our name tag drawing. Congratulations ladies!!

Programs: Shannon and Sally worked to secure Pattie Klimek for our April meeting. Pattie is a San Francisco resident and teaches classes to quilt shops and guilds. She will be bringing her quilts for an old fashioned trunk show.

Business:

In-Person Sewing Day: If you are interested in a sewing day retreat there will be a sign up sheet out. Details TBA and will be shared once decided upon.

Unknown Quilt: Barbara brought in quilt that was left at her home. Looking to see if it was someones or if they wanted to finish the quilt.

Move Out: If you are able please sign up to move items from our storage unit @ Lucchesi Center.

Library: If you are able please sign up to move the library from Lucchesi Center.

COTS/ Military: Ellie gave a fabulous update at tonights meeting. At the time of the meeting 4,111 quilts have been made since the start of the program in 1973. 164 quilts in 2021 and 14 quilts/ pillowcases were delivered to the homeless center. She gave a call for help with pillowcases. She also has some quilts that need to be bound.

BOM: Congratulations to Fran! Denise showed the guild next month BOM. The block is large and she will share a video to demonstrate how to construct it. The winner of next months block will get fabric to make more blocks to go with those that they win.

Monthly Mini Prize: Congratulations Sue for winning this months mini. She took home a shamrock themed mini. Tickets are 1 for \$1 or 6 for \$5, bring a few dollars for your chance to win next month!

Opportunity Quilt 2021: Marilyn finished the Opportunity Quilt Top and showed it tonight. Thank you for putting in the work to complete the top Marilyn!!

Tri-Guild: Lunch with the other two guilds has been postponed until May. "No lunch" luncheon, instead there will just be light refreshments and the event will run from 1pm to 3pm that day. Petaluma Pete will be the entertainment.

Programs: This months meeting was our "A Grand Entrance..." challenge. There were seven entries. Congratulations to Jean P. for taking 1st place. 2nd and 3rd place was awarded to Sally and Garnet respectively. After voting commenced, all of the makers presented their pieces. Here they are listed as they were randomly assigned to vote on:

#1 Shannon- A hummingbird Quilt, as she looks forward to their return to her garden.

#2 Sally- A Grand Entrance into Spring

#3 Jean p.- Mama bear bringer her baby into A Grand Entrance

#4 Garnet- "Clown Coat"

#5 Becky- Fly Catcher the state bird of Oklahoma

#6 Debby- A Grand Entrance to Na Pali Coast

#7 Denise- Cats always make A Grand Entrance

Fat Quarter Winner: Congratulations to Nancy! Nancy decided she would like next months theme to be stripes,so bring your striped fat quarter for a chance to walk away with the pot!


Zoom Sewcial: Every third Saturday of the month 11am to 1pm. Log on and connect with members while chipping away on a work in progress.

Show and Tell:

Barbara showed the members two quilt tops that her 15 year old grandson made as a volunteer project. Ellie shared a quilt, "Jazz Cats" is a fractured log cabin that she had as a UFO. Marilyn brought the double wedding ring quilt she won in a raffle that had been made by her Aunt. Marilyn also brought a small quilt that was made from family keepsakes.

Meeting adjourned at 8:10 PM.

Respectfully Submitted, Natalie G., PQG Secretary



PGQ Board Meeting Minutes

March 15, 2022

Called to order: The meeting of PGQ Board called to order at 6:10 PM by Debby at Debby's clubhouse. Board members in attendance consisted of Debby L., President, Jean, VP Membership, Sally, VP Programs, Marilyn, Treasurer, Natalie, Secretary. Member Sue was also in attendance.

President: Debby wanted to make note to discuss the opportunity quilt and how minutes will be reviewed.

Approval of minutes: The minutes from the February 2022 Board meeting were approved.

Treasurer's Report: Marilyn gave her treasures report.

Membership Report: Jean gave her membership report.

Program's Report: Sally let the board and Sue know that we will be having Pattie Klimek. Pattie is a San Francisco resident and teaches classes to quilt shops and guilds. She will be bringing her quilts for an old fashioned trunk show.

COTS: N/A

Military: N/A

Other Business:

Opportunity Quilt: Denise dropped off the quilt and the board was able to view the beautiful quilting. The quilt will make its way to Amanda to be bound.

Tri-Guild Date: Sue updated the board with information on new flyers that had been printed. The other guilds will be bringing their Opportunity Quilts. Petaluma Pete will be entertaining from 1:30pm - 2:30pm during Tri-Guild.

Book Committee: The board would like a committee to gather to help with what titles to keep in the guild. As the library needs to be pared down since there is a lack of space to store so many titles.

In-Person Sewing Day: Debby's clubhouse on April 30th from 9:30am until 3:30pm. There will be a sign up sheet at the April General meeting for those who missed their chance to sign up at the March meeting.

Adding Tables to General Meeting: Members would like to start adding Friendship/ Appliqué and the Cast Off table.

Meeting adjourned 7:16 PM.

Respectfully Submitted,
Natalie G., PQG Secretary

Thank You Affiliates

Bolt Fabric + Home

219 N. Cloverdale Blvd.
Cloverdale, CA, 95425
707-894-2658
www.boltcloverdale.com

Broadway Quilts

20525 Broadway
Sonoma, CA 95475
707-938-7312
www.broadwayquilts.com

Quilted Angel

200 G St.
Petaluma, CA. 94952
707-763-0945
www.quiltedangel.com

Sew Much News Advertising Rates


1/8 page: 6 mo.-\$30, 1 yr. -\$50

1/4 page: 6 mo.-\$50, 1 yr. - \$75

1/2 page: 6 mo.-\$75, 1 yr.-\$125

Full page: \$50 each time

-Newsletter deadline is the 15th of the month.



-Officers-

President:

Debby L.

V.P. Membership:

Jeannie P.

V.P. Programs:

Sally A.


Shannon S.

Secretary:

Natalie G.

Treasurer:

Marilyn F.



Committee Chairs

BLOCK OF THE MONTH:

DENISE R.

MILITARY QUILTS:

JAYNE M.

QUILTS FOR COTS:

ELLIE O.

CASTOFF :

NEWSLETTER COMMITTEE:

Emily K.

RETREATS:

DEBBY L.

FRIENDSHIP PIECED & APPLIQUE:

MARJA T.

OPPORTUNITY QUILT:

DENISE R.

SUNSHINE:

LAURA L.

HOSPITALITY:

BARBARA C.

PARLIMENTARIAN:

SUE D.

WEBMASTER:

SHANNONS & AMANDA C

LIBRARY:

KATHY B.



Petaluma Quilt Guild
P.O. Box 5334
Petaluma, CA. 94955



Website: petalumaquiltquild.org
Email: petalumaquiltguild@yahoo.com