

SEW MUCH NEWS

petalumaquiltguild@yahoo.com

P.O. Box 5334, Petaluma 94955

<http://www.petalumaquiltguild.org/>

Meetings

General Meeting

March 1 @ 7:00 pm
Petaluma Veterans Memorial
1094 Petaluma Blvd. S.
Petaluma, CA.

Sewcial

March 19 @ 11

Board Meeting

March 15 @ 6 PM

Programs

Our March Meeting will be the challenge reveal for the theme "Making a Grand Entrance".

All quilted items are accepted, there are no size requirements.

Bring your item and we will be displaying our quilts/quilted item, and voting on favorites.

There will be prizes!

Triguilid Luncheon

Our Triguilid event will take place on May 14, 2022 at the community center. We will set up at 12 and the event will begin at 1 PM. We will provide individual drinks and no food. Hopefully, Petaluma Pete will play from 1:30 - 2:30. We will have our raffle baskets and end at 3. Three to 3:30 will be clean up.


We will be asking for volunteers at our meeting in March. It will be very fun.

Sue

Birthdays

Gale V. March 9

Natalie G. March 27



President's Letter

Hello members, I hope this finds everyone healthy again. As you know that guild has decided that we're going to go ahead and have masks required and vaccinations required for all get together's. I hope that this gives you some satisfaction to feel safe at the meetings.

My work lifted the mask requirements this week and to not have it feels very strange. I do feel safe at work but continuing to wear it in stores. It's been two years and it has become a part of my life. How ironic that the week before I decided I was tired of all my masks and I made seven reversible masks. The question is will they be ever used regularly ?..... I think so, I don't think this crazy way of life will be gone in the near future.

Well I am looking forward to seeing you all on March 1.

Debby L
President



Saturday Sewcial

Hi All! Saturday's Sewcial had six attendees working on various projects. Jayne was working on military quilts and would like more "Friendship Star" blocks (directions in the newsletter). Cathy was doing some embroidery. Denise was working on Block of the Month and other projects. A UFO from four years ago was Ellie's project of the day. Fran continues to work on her scrappy little squares but won't tell us what it's going to be until another Sewcial. Jean spent the day "unsewing" a big mistake on her Grand Entrance quilt. We all enjoyed the time spent together!

Jean Perlstein
Your Roving Reporter

Raffle Running Until May Meeting

Win This Featherweight!



This 1937 Singer Featherweight will be raffled to one lucky winner on May 14, 2022 at the Tri-Guild Meeting. Tickets are \$5 each or 6 for \$20. Featherweight sewing machines are particularly prized by sewists. The machine has been recently oiled and is ready to sew. Accessories include extra bobbins, extra feet, and the carrying case. Tickets will be available at the March, April, and May meetings at the Monthly Mini table.

Military Block of the Month

Antique Tiles (12 ½" block)

<https://www.petalumaquiltguild.org/military-blocks/>




Supply List:

Red (Color 1) – one 2 ½ x 10" strip and one 2 ½ x 18" strip (shown in dark blue)


Blue (Color 2) – one 2 ½ x 10" strip, one 2 ½ x 18" strip, and one 4 ½" square (shown in blue and white pattern)

White (Color 3)– one 2 ½ x 18" strip (shown in white)




Start by marking and cutting the **Color 1** and **Color 2** 2 ½" x 10" strips into four 2 ½" squares of each

Mark and cut the 2 ½ x 18" strips of **Colors 1, 2 and 3** into four 2 ½ x 4 ½ rectangles of each



Sew the **Color 1** and **Color 2** right sides together in pairs. Press seam towards **Color 1**. You will make four sets.




Sew **Color 2** rectangles to the side of the square pairs. Two on the left and then two on the right with **Color 1** square on the bottom in each pair. These will be the block's four corner units. You will be making 2 sets that are opposite.

Sew **Color 1** and **Color 3** rectangles right sides together in pairs along one long edge, again using a scant ¼" seam. Press seam to **Color 1**. Make four units for the block's sides



Lay out all your units as shown below, then sew three horizontal rows. Press top and bottom row seams towards the outsides, and center row seam towards the middle. Then join the rows.



PGQ December 2021 Board Meeting Minutes

February 15, 2022

Called to order: The meeting of the PGQ Board called to order at 6:05 PM by Debby at Debby's clubhouse. Board members in attendance consisted of Debby L., President, Sally & Shannon VP Programs, Marilyn, Treasurer, Natalie, Secretary. Member Sue was also in attendance.

President: Debby would like to evaluate what is being stored at the Lucchesi Center so that we may move out. Sally and Sue have volunteered to go to Lucchesi during their business hours and take note of what is being stored.

Approval of minutes: The minutes from the November 2021 Board meeting were approved.

Treasurer's Report: Marilyn gave her treasurer's report.

Membership Report: Nothing to report

Program's Report: Sally and Shannon gave ideas of what to do for the March meeting with the board. At the time of the meeting members will share their "A Grand Entrance". Any updates will be posted in the newsletter.

COTS: Nothing to report.

Military: Nothing to report.

Other Business:

Opportunity Quilt: Marilyn received the last of the needed blocks to complete the top of the Opp quilt. Once she is done completing the top she will pass the quilt to Denise so that Daisy may quilt it.

Tri-Guild Date: Has been moved to May. There will be no food and a shorter amount of time. Gift baskets are ready to go and the Featherweight raffle will be drawn.

Motion: Shannon made a motion to the board, requiring 2 vaccines to be allowed to attend an in-person guild meeting. It was seconded and agreed upon.

Meeting adjourned at 7:32 PM.

Respectfully Submitted,
Natalie G., PQG Secretary

Thank You Affiliates

Bolt Fabric + Home

219 N. Cloverdale Blvd.
Cloverdale, CA, 95425
707-894-2658
www.boltcloverdale.com

Broadway Quilts

20525 Broadway
Sonoma, CA 95475
707-938-7312
www.broadwayquilts.com

Quilted Angel

200 G St.
Petaluma, CA. 94952
707-763-0945
www.quiltedangel.com

Sew Much News Advertising Rates

1/8 page: 6 mo.-\$30, 1 yr. -\$50

1/4 page: 6 mo.-\$50, 1 yr. - \$75

1/2 page: 6 mo.-\$75, 1 yr.-\$125

Full page: \$50 each time

-Newsletter deadline is the 15th of the month.



-Officers-

President:

Debby L.

V.P. Membership:

Jeannie P.

V.P. Programs:

Sally A.


Shannon S.

Secretary:

Natalie G.

Treasurer:

Marilyn F.



Committee Chairs

BLOCK OF THE MONTH:

DENISE R.

MILITARY QUILTS:

JAYNE M.

QUILTS FOR COTS:

ELLIE O.

CASTOFF :

NEWSLETTER COMMITTEE:

Emily K.

RETREATS:

DEBBY L.

FRIENDSHIP PIECED & APPLIQUE:

MARJA T.

OPPORTUNITY QUILT:

DENISE R.

SUNSHINE:

LAURA L.

HOSPITALITY:

BARBARA C.

PARLIMENTARIAN:

SUE D.

WEBMASTER:

SHANNONS & AMANDA C

LIBRARY:

KATHY B.



Petaluma Quilt Guild
P.O. Box 5334
Petaluma, CA. 94955



Website: petalumaquiltguild.org
Email: petalumaquiltguild@yahoo.com