

SEW MUCH NEWS

Petaluma Quilt Guild Monthly Newsletter



Shown above is Barbara Confer's quilt, **Requiem** currently in the Visions Art Museum in San Diego. It is part of a SAQA exhibit, "Shifting Tides" which has been traveling up and down the west coast for several months, and is part of a virtual exhibit.

You can see all the quilts in this exhibit and find out more here: <https://visionsartmuseum.org/shifting-tides/>

"I recently gave a Zoom presentation, along with 4 other artists from the exhibit, to to a wide virtual audience of SAQA and other viewers. It was a learning experience!" -- Barbara C

.....

ANNOUNCEMENT: Attached to the email with the newsletter are Bylaws, and Policy and Procedures with noted addendums and proposed changes. The Review Committee met three times. Please take the time to review. Voting for approval will be at the April 6th General Meeting. If you have any questions or feedback, please contact the committee at petalumaquiltguild@yahoo.com

**GENERAL MEETING:
MARCH 2, 2021**

**BOARD MEETING:
FEBRUARY 24, 2021**

**SEW-CIAL ON ZOOM
MARCH 20, 2021**

**TRI-GUILD LUNCHEON
SEPTEMBER 11, 2021**

DATES TO REMEMBER



PRESIDENT'S MESSAGE

Dear Quilt Guild Friends,

In the last month our guild has made so much progress. It was as though we took out a UFO and by-golly we're finishing it! We have welcomed Debbie as Treasurer, we have a 20/21 budget, we spruced up the Newsletter so you can be a part of it's creation, we have an Opportunity Quilt Committee started and we have been reviewing the By-laws. The bills are paid and the tax forms are current. How about that? We are ship-shape!!!

The Opportunity Quilt Committee for 2021 has chosen a pattern. We looked at a lot of patterns and kept going back to this one particular pattern where each member can use their colorful scraps to show off your creativity. We want to see who you are through your square(s). In light of our recent efforts to come back together, it is my hope that everyone will have some part in this quilt. It will be illustrative of how we weathered the pandemic and in spite of the challenges we are still a tight community of people who care. We have not lost sight of what really matters. Stay tuned when more is revealed and please think about what it means to you to be part of this group project. The name of the quilt is "Celebrating Sonoma County Diversity."

The Block of the Month Shoo Fly with a Twist was so fun! Congratulations Jayne Myers on her win! Wouldn't you know Jayne won a red and white square??? I bet I know what she will do with that! The April Block of the Month will allow you to get out those colorful scraps! Hint: What kind of night is it in Georgia???

Looking forward to hearing from everyone. Please let me know how you are doing! Be thinking about a quilt for show and tell next General Meeting 3/2/21!

Blessings to All! --Denise

SEW-CIAL NEWS

We had 9 members at the sew-cial. It was very nice! We even got Fran a COVID appointment while sewing! There was lots of Sew and Tell. Jayne is working on a Grandmother's Garden all by hand! Marilyn has lots of fun grandchildren projects. Janet was making the coolest Sewing Machine pieced quilt. I worked on the new BOM for April and got great feedback from members. Next Sew-cial 3/20/21 10-12 pm. Here's who was there. Janet C, Sue D, Marilyn G, Cathi L, Jayne M, Denise R, Kathy S, Gale V Fran Z.

--Denise



FEBRUARY GUILD MEETING MINUTES

Feb 2, 2021



Called to order at 7:05 pm. Denise welcomed everyone to the meeting on Zoom. We had 30 members during the call.

Minutes: Ellie asked that the previous month's minutes be corrected to reflect that the COTS group had turned in 10 quilts and 10 pillowcases in the previous month. After that, the minutes were approved.

Treasurer's Report: Debbie gave an update on our current balance. She explained the new accounting software, Moneyminder, that she is considering. The support people will set up the budget once it is approved so she can start with that in place.

Membership: Jeannie introduced our newest member, Natalie. Natalie spoke for a bit and showed us her newest projects. Welcome Natalie! Members are asked to contact Jeannie directly if they would like a new membership card for this year or cross out the year from their card last year.

Board Meeting: will be held on February 24, 2021 at 6:30 pm via Zoom. All members are welcome.

5th Sewcial – February 20, 2021 10am to noon. You are welcome to work on Block of the Month or your own projects.

Announcements

Tri-Guild Luncheon: This has been postponed until Sept 11, 2021.

Newsletter: Shannon will be in charge of one more month of the newsletter.

February's newsletter was so fun! Please keep the book recommendations, quilt photos and tips coming! Sharon J will be the next newsletter person.

Business:

Budget: the proposed Budget 2020/2021 had been sent out via email to all members prior to the meeting. Debbie asked if there were any discussions on the budget or clarifications needed. She specifically asked if they members had any questions about the Carryover category. No one did. Deb did note that the PO Box needed to be changed to \$134 as the rates had gone up this year and the bill had come in since the budget had been emailed to the members. None were asked for. Jayne made the first motion to approve the budget. Garnet seconded and the budget was unanimously approved.

By-Law Committee – Denise asked for volunteers to meet via Zoom to go over the Guild's by laws. Jayne, Natalie and Debbie volunteered.

Motion to Pay Previous Year's Debts – Denise asked for a motion to approve the payment of debts from last fiscal year's budgets. This was approved.

Opportunity Quilt Committee: Denise asked for volunteers to work on coming up with a community pattern to make our next opp quilt. We had previously thought of working on an applique quilt but that would not involve everyone. Please contact Denise if you would like to help with this.

continued on next page



February meeting minutes continued

COTS: Ellie reported that she was able to donate 14 quilts and pillowcases in Jan. In running her numbers, she found the group has made 154 quilts every year – 2018, 2019 and 2020!!!! Her grand total since 1993 is 3811!

Military: Gayle has been very busy taking in orphan blocks and turning in 5 tops! Jayne has a pattern in the last newsletter. She is happy to drop off fabric. She will take any 12 ½" unfinished block.

Block of the Month: Great turnout! 14 blocks and Jayne was the winner! Members are asked to send their blocks in the mail to the winner. If you make a block but are not participating via Zoom, you can send in a photo to Shannon and you will be included in the drawing for next month. The new block – Whirling Bunnies - is available via the website, newsletter or direct email.

Program: Shannon showed a video about how to use scraps productively. She then showed people's photos of scrap quilts that they had sent in. She asked people to think about taking on a month to help her come up with programs. You can choose a theme and then people can send in photos to flesh out the program. Or you can teach a technique.

Show & Tell: We had a show and tell from a few members. ****members are encouraged to send photos to Shannon of their show and tell prior to the meeting since sometimes it is hard to see a big project on Zoom.

Meeting adjourned at 8:39pm.



BOOK RECOMMENDATIONS

Children's quilt story: Emma, Lucie and the Quilted Animals By Joy Troyer and the Mt, Tam Quilt Guild

--Denise

I've enjoyed the Elm Creek Quilt series

--Jayne.



MARCH PROGRAM NEWS

In 2019, the show Craft In America had an episode on Quilts. For the March program we will be watching a 15 minute video highlighting just some of the quilts and quiltmakers featured in that episode with a tour of the International Quilt Museum in Lincoln, Nebraska. I hope you'll enjoy this little tour of the International Quilt Museum.

QUILTS FOR COTS



The Quilters for COTS team continues to stay busy working with all the beautiful quilt tops and pillowcases that are being created by all of you. Thanks to Marilyn K. for sharing children's quilts from another project.

Since COTS is working with fewer people because of Covid, requests for quilts has lessened. We have found another local charity that has enjoyed receiving our quilts. The St. Vincent de Paul Society distributes food vouchers to anyone in need of food. We made available our quilts to both adults and children. The people were so surprised and grateful at the offer of our quilts. We distributed 12 adult quilts and 14 children's quilts. We hope to offer quilts once a week.

Your beautiful work is out in the community, and is responsible for so many smiles. Several tops have been pinned and "sandwiched" and are ready for quilting. We do a simple serpentine or zigzag stitch around the 6 inch squares. Any quilting pattern is welcomed. Let me know if you would like to quilt- (707) 763-0283, or e-mail me.

Thank you for supporting this project.
Ellie O'Connor - chairperson of Quilts for COTS



"Late Bloomers"

a vase of hydrangeas late in the season when the colors have started to fade.

by Barbara Confer

OPPORTUNITY QUILT NEWS

Remember our beautiful Opportunity Quilt from 2020. Tickets were handed out to Guild Members the first of the year at our 2020 meeting. Some of you have already sold tickets and turned in the ticket stubs and money. Others were maybe waiting until we met again.

Well..... we need another plan. The drawing was to take place in October 2020 but has been delayed one year until September 7, 2021.

We will not be able to have any in person sales at other quilt guilds and will only be relying on our member's sales. My question for you is – do you have ticket stubs or money to turn in? Would you like additional tickets to sell? Sales will continue until August 15, 2021.

Contact Gale Valentini via phone (707) 765-6383 or email mgval@sonic.net to make arrangements for pickup or drop off. If you wish to drop off please call Gale first. Her address is 1836 Castle Drive, Petaluma 94954.



HELP NEEDED!

Managing programs during COVID / Zoom meetings is a lot for one person. Would you be willing to help with any of the following: Creating a slideshow of show and tell quilts, coming up with a theme for a meeting, planning a game, etc. All kinds of help appreciated. Contact Shannon for more info or to volunteer.

Tri-Guild luncheon News

Our tri-guild luncheon has again been changed.

Our new date is **September 11, 2021**. Hopefully everyone will have been vaccinated by then and we can meet again. -

-Sue D

HAPPY BIRTHDAY

GALE VALENTINI - MARCH 9

EVA COOPER - MARCH 10





BOARD MEETING MINUTES - JANUARY 27, 2021

The meeting was called to order by Denise at 6:37 pm via Zoom. Denise, Marilyn F, Amanda, Secretary, Jean, Membership, Debbie, Treasurer, Shannon, VP Membership and Ellie, COTS Liaison were present. Absent: Jayne, Military Quilts.

Approval of Minutes: The Minutes of the Nov Board Meeting were unanimously approved as printed in the latest newsletter.

Secretary Report: Amanda reported that she had taken over the audit from Sue and had gone through the available paperwork. She is waiting for more extensive statements from Wells Fargo to finish the audit.

Treasurer's Report: Debbie was heartily welcomed to the Board. She reported our current balance. Meeting Room: Deb reported that we currently have a credit at the Community Center that we can use for meetings once we are able to meet in person again or possibly for the Tri Guild Luncheon. Insurance: she has spoken to the insurance agent and we are charged whether we meet in person or not. The policy renews in June and she will investigate the rate at that time. PO Box: the rental renews in Feb. County Fairs - Deb is investigating whether we need to budget for making rosettes or if that is going to be provided by the fairs. NCQC - the Board decided to pay our bill for one year at a time to keep the budget more balanced. Storage Unit - we are paid up through Oct 2021. Software Program - Deb and Shannon have found a program tailored to small non-profits. Amanda is happy to front the cost for the month and then get reimbursed once the budget is approved by members. Deb is going to look into the raffle license.



Membership Report: Jeannie reported that we have a new member that she has reached out to already. The Board also decided that we should ask members if they would like their membership cards mailed to them since we are not meeting in person.

Newsletter Report: Shannon produced a great Feb newsletter with lots of fun Valentine's graphics. She will be in charge of the March issue and then it goes to Sharon J.



Program's Report: Shannon said that the theme will be scrappy quilts and she is hoping members will send in photos of their projects. She will show a short video with tips.

Block of the Month: Denise has a new block, Circle of Bunnies, available to show everyone at the next meeting.

COTS: Ellie reported that she had an excess of quilts so she reached out to Outreach which is a program that goes out to the encampments. She delivered 12 quilts and pillowcases for them to deliver to people. She strongly believes in getting these quilts out into the population.



Business:

Budget Meeting: Deb will lead the meeting on Jan 29 at 3pm via Zoom. The budget committee includes Deb, Denise, Amanda and 3 general members; Cathi, Sharon J and Kitty. It was decided that the budget would be presented at the general meeting on Feb 2 and then sent out to everyone via email. We will request people send in questions by a certain time period, address the questions and then ask for a vote via email as well. We will discuss a motion to pay the debts that are outstanding from the previous year's budget. A motion was passed at the board meeting but we will take it to the general membership, as well.

Opportunity Quilt: Denise will ask for a committee to form to take this on. We will be drawing the name for 'Margaret's Baskets' in Oct 2021.

By Law Committee: the need for a committee was discussed. Jeannie suggested we try and get the same people that we had last time since they would already know the ins and outs of any changes that might be made. It was decided to wait until the budget was approved.

Next Board Meeting: Wednesday, Feb 24, 2021.

Meeting adjourned at 7:50pm.

Respectfully submitted,

Amanda Cummings, PQG Secretary



SHOW & TELL:
FINISHED TOP MADE
FROM CRUMB BLOCKS.
LOTS OF SCRAPS. VERY
MINDLESS AND FUN.
--KITTY



MESSAGE BOARD

I would like to thank my secret pal for the Valentine and pretty hankie with it.

--Jayne

DEAR SECRET PAL
YOU ARE AMAZING I THANK
YOU SO MUCH FOR MY "MUG
RUG". I ABSOLUTELY LOVE
IT. IT'S PERFECT I USE IT
ALL THE TIME! I ALSO WANT
TO THANK YOU FOR THE
EXTRA SPECIAL APPLIQUED
CARD - SO BEAUTIFUL.

--BRENDA

Secret Pal shout out:
Bouquets to my secret pal
for the darling handmade
cards with small quilt
blocks sewed on the front.
Sew cheerful! Those sweet
little heart shapes for
applique are just the
cutest!

--Kitty

To my secret pal,
thank you for all
the nice gifts and
notes.

--Sue D

I'D LIKE TO MAKE A SHOUT
OUT TO MY SECRET PAL.

THANKING HER FOR
THINKING OF ME AND
MAKING ME SMILE.

- - LAURA L

A note to my Secret
Pal:

My toes are toasty
warm in your gift of
Valentine anklets. So
Cute! Thank you so
much. Hugs, Ellie

To: YSP,
You're so crafty.
Thanks so much.

--Debby

Helpful Tip: To help keep my
quilting room and fabric fresh
From cooking odors I place
(unused) Dryer sheets between
my fabric stacks on my shelves
After a month, replace with fresh
ones and use them in the dryer.
That way you get two uses from
your dryer sheets. First - out of
the box and to your fabrics
Second - into the dryer Both
your fabrics & clothes will smell
fresh. They are also great in linen
& coat closets

--Brenda

Secret Pal mail tip:
the question came up about
postage for mailing secret pal
notes. I got some answers from
my mail lady. I needed to pay
extra postage and here is the
reason. The envelope was too
thick and not flexible enough to
go through the machine. Just a
thought to consider when
sending cheerful notes/gifts to
your secret pal. --Kitty

MILITARY BLOCK - SHOO FLY WITH A TWIST

Does this look familiar? It was the block of the month for February meeting. Jayne was the winner and now she needs more of these blocks in RED and WHITE for military quilts.

Jayne can provide fabric and can deliver it and also pick up completed blocks. Just contact her, her email and phone number are in the roster.

Fabric:

Bright White on White

A Medium and a Dark Tonal Red



Cut:

Light bright White:

Cut 2 - 4" squares and 4 - 3 1/2" squares

Medium Red: 2 - 4" squares

Dark Red : 1 3 1/2" square

Cut:

Light bright White:

Cut 2 - 4" squares and 4 - 3 1/2" squares

Medium Red: 2 - 4" squares

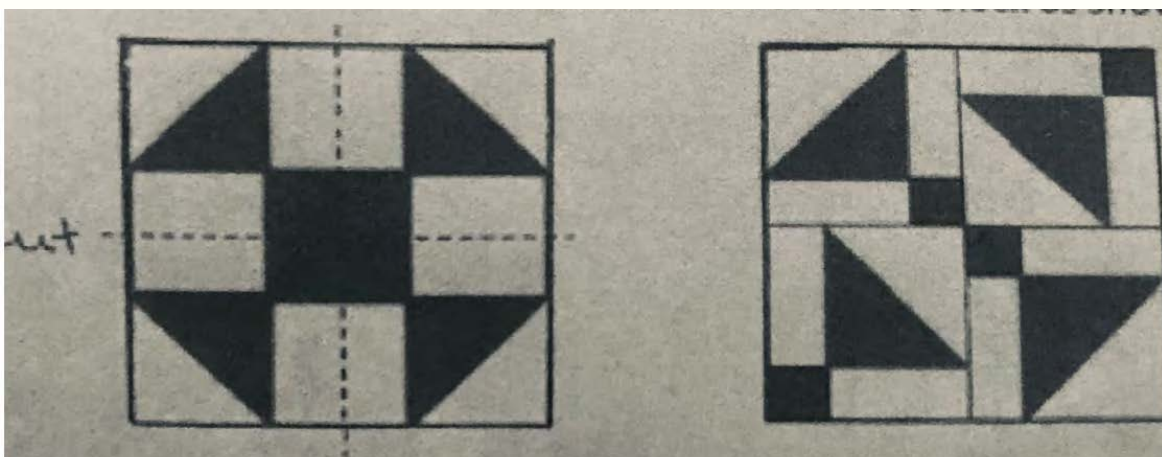
Dark Red : 1 3 1/2" square

Directions:

Make 4 Half Square Triangles using the two light white 4" squares and the two Medium Red squares. (Place right sides together, draw a diagonal line , sew 1/4" on each side of the line. Cut on drawn line, press to medium red and square up to 3 1/2" square)

Assemble Shoo Fly block, press and square up to 9 1/2".

Measure in 4 3/4" (center) and cut through the block in both directions. Now assemble the block as shown . The unfinished size should be 9"X9"



MARCH BLOCK OF THE MONTH

WHIRLING BUNNIES



Bring to the March 2nd Meeting for the Drawing!!!

12 ½" square unfinished

Craft time 35 minutes

Materials Needed:

Soft colors Tone-on-Tone fabrics for the bunny faces

From each color cut:

2 rectangles 2 ½" X 4 ½"

1 square 4 ½" X 4 ½"

Cream Tone-on-Tone

12 squares 2 ½" X 2 ½"

4 squares 1 ¾" X 1 ¾"



Black embroidery floss for whiskers and eyes (Or use an embroidery/decorative thick straight stitch on your machine)

Refer to Stitch and Flip method on

<https://www.youtube.com/watch?v=uePc23Tcyuk>

From one of each rectangle color use flip and stitch method with a cream 2 ½" square. Stitch from top corner right side to the left bottom corner. Refer to photo

From one of each rectangle color use flip and stitch to sew opposing direction with a cream 2 1/2 " square. Sew from the top left hand corner to the bottom right hand corner. See photo



From each color square sew a 1 3/4" square to the corner of the color square Sew together as shown in the photos.





Mark eye placements. Sew on whiskers referring to the photo for placement I used a stabilizer because the machine whiskers would cause bunching Embroider eyes



Officers

President: Denise R.

VP Membership: Jean P.

VP Program: Shannon S.

Secretary: Amanda C.

Treasurer: Debby L.

Parliamentarian: Open

Committee Chairs

Block of the Month:
Denise Ragozzino,

Castoff:
Gale Valentini,

Friendship Pieced & Applique:
Marja Tarr,

Hospitality:
Barbara Confer,

Library:
Kathy Blazei,

Military Quilts:
Jayne Myers,

Monthly Mini:
Elisabeth Wilby,

Opportunity Quilt:
Gale Valentini,

Newsletter Coordinator:
Marilyn Ferrick,

Newsletter Committee:
Oct/Nov 2020:, Jean Perlstein

Dec 2020/Jan 2021 - Amanda Cummings

Feb/Mar 2021 - Shannon Storms,

Apr-May-June 2021: Sharon Johnson

July-Aug-Sept 2021: Marilyn Ferrick

Quilts for Cots:
Ellie O'Connor

Retreats:
Debby Loewenthal

Sunshine:
Laura Leonard,

Webmaster:
Shannon Storms & Amanda Cummings



Meissner
Sewing & Vacuum Centers

MEISSNER SAVINGS COUPON
Exclusive for Guild Members!

20% OFF

**IN-STOCK
ACCESSORIES & NOTIONS***

*Discount taken from MSRP on in-store purchases. Not valid with any other offers. Selection varies by location. In-stock items only. Some restrictions apply. See store for details.

www.MeissnerSewing.com



Visit us at our NEW home at 1455 Santa Rosa Ave.
Now with more space for in-store events, fabric, and more of the products you love!



PROUD TO BE AN AUTHORIZED DEALER
Availability varies by store.



BERNINA

brother

JANOME

SEWING VIKING

PFAFF

Gammill

Milnes

Dyson

RICCAR

Sacramento
2417 Cormorant Way
(916) 920-2121

Folsom
98 Clarksville Rd., Ste. 130
(916) 984-7071

Roseville
9250 Fairway Dr., Ste. 110
(916) 791-2121

Santa Rosa
1455 Santa Rosa Ave.
(707) 575-5259

San Jose
4688 Meridian Ave.
(408) 264-4880

THANK YOU TO OUR AFFILIATES

Bay Quilts
5327 Jacuzzi St. Suite 3-C
Richmond CA 94804 510-558-0218 www.sfbayquilts.com

Bolt Fabrics
219 N. Cloverdale Blvd.
Cloverdale, CA 95425
707-894-2658
www.boltcloverdale.com

Broadway Quilts
20525 Broadway
Sonoma, CA 95475
707-938-7312
www.broadwayquilts.com

Meissner Sewing and Vacuum Centers
1455 Santa Rosa Ave.
Santa Rosa, CA
707-575-5259
www.MeisnerSewing.com

Quilted Angel
200 G St.
Petaluma, CA. 94952
www.quiltedangel.com
707-763-0945

SEW MUCH NEWS ADVERTISING RATES

1/8 page: 6 mo. -\$30, 1 yr. -\$50

1/4 page: 6 mo. -\$50, 1 yr. - \$75

1/2 page: 6 mo. -\$75, 1 yr. -\$125

Full page: \$50 each time

Newsletter deadline is the 15th of the month.



SEW MUCH NEWS
FEBRUARY 2021

PETALUMA QUILT GUILD
P.O.BOX 5334
PETALUMA, CA 94955

PETALUMAQUILTGUILD.ORG
PETALUMAQUILTGUILD@YAHOO.COM