



# Sew Much News

## NOVEMBER PROGRAM

For our November program, we will be touring the sewing rooms of various members of our guild. Come join us for some Zoom fun as we view these sewing spaces! You may even get ideas for setting up your own special space!

Shannon & Metha  
Program Chairs



### General Meeting

**Nov 3, 2020,**

7:00 p.m.

via Zoom

### Board Meeting

**Oct 28, 2020**

6:30 p.m.

via Zoom.

### How to Zoom -

See pp. 7-8

### Don't Forget

Block of the Month:

See pp. 9-10

Military Quilts

See p. 11

Dues to Elisabeth

## PROGRAM NOTES

**Due to COVID-19 dictating that we cannot meet as a large group, the Board has decided to suspend all speakers until 2021. A determination will be made at that time if it is safe to meet again as a group.**

We are working on some fun programs that we can do via Zoom and look forward to seeing you at our monthly Zoom meetings.

### NEED HELP CONNECTING?

If you need help getting set up with Zoom, please don't hesitate to reach out to the board for help. Zoom can be accessed on any type of computer, or smartphone. You do not have to create an account on Zoom and you can use your phone without WiFi if you do not have access. You can also "dial in" on a phone and participate in the meeting, no computer needed! See pp. 7-8 for instructions on using Zoom.

### SHOW AND TELL

If you have a large quilt to share, it can be difficult to hold it up in front of the camera on Zoom. Send a photo to our guild email before the meeting, and we'll share it during the Zoom meeting.

### IDEAS?

Do you have an idea for a group activity? A technique to share? A challenge idea? We are looking for ways for our members to connect and share our love of quilting during this time of sheltering in place. Send ideas to Shannon or Metha.

--Metha and Shannon  
Programs



# SEPTEMBER 30, 2020 BOARD MEETING

The meeting was called to order by Denise at 6:30 pm. Denise, Marilyn F, Amanda, Secretary, Metha, V.P.

Programs, Jean, Newsletter/Membership, Elisabeth, Treasurer, and Ellie, COTS Liaison were present via Zoom. Absent: Shannon, VP Programs and Jayne, Military Quilts.

**Approval of Minutes:** The Minutes of the last Board Meeting were unanimously approved as printed in the latest newsletter.

**Treasurer's Report:** Elisabeth reported that she has paid for the storage unit for the rest of the year. She will be depositing the dues checks that she has received so far right after the meeting. She has been evacuated due to the Glass Fire so it is uncertain when she can get to her PO box to retrieve any other checks until she is able to return home.

**Newsletter Report:** Jean will write Nov issue. Board members wanted to share their appreciation for the memoriam page she included in last month's newsletter. Jean has sent out letters to all the affiliates

but she hasn't heard if there has been a response since the envelopes go to a PO box that Sue D picks up.

## **Program's Report:**

Shannon sent an email report since she was not able make the meeting. The October meeting will feature fall/Halloween quilts for show and tell as well as the usual show and tell. She is encouraging the Board members and others to decorate their Zoom backgrounds or at least wear something festive for the meeting. November meeting will be sewing room tours. She has 4 or 5 members participating and the tours will be through photos or videos. She has some ideas for the December meeting that the board is considering to surprise the members.

## **Block of the Month:**

Denise has a new block, Floating Squares, available to show everyone at the next meeting. We will be drawing for the Redwood Tree blocks.

**COTS:** Ellie reported that they were able to mobilize for the fire evacuations and she drove 40 quilts/

pillowcases to the Veterans building and the quilts were distributed. She also wanted to share that one of her oldest team members passed away at the age of 94.

## **Business:**

**Opportunity Quilt:** Metha has the quail pattern but is hoping to meet with others to figure out how to expand it. Collaboration is tricky in Covid times.

**Sewcial:** Denise would like to try a Zoom sewcial on Oct 17<sup>th</sup>. People can log in to Zoom and setup in their sewing rooms and just hang out and sew. She will bring this up at the next meeting.

**Next Board Meeting:** Wednesday, Oct 28, 2020.

**Meeting adjourned** at 7:27 pm.

Respectfully submitted,  
Amanda C,  
PQG Secretary



# General Meeting Minutes - October 6, 2020

Called to order at 7:05 pm.  
Denise welcomed everyone to the meeting on Zoom. We had around 24 members during the call. Everyone was dressed up in Halloween attire. Very festive! Denise recognized the effort Shannon makes to plan the Zoom meetings.

**Treasurer's Report:** Elisabeth gave an update on our current balance. The checks for members' and affiliates' dues have been deposited but there may be more in the post office. There has been some delay due to the Glass Fire but life should be getting back to normal.

**Board Meeting:** Will be held on October 28, 2020 at 6:30 pm via Zoom. All members are welcome.

**Program Report:** Next meeting will be four sewing room tours. Shannon has completed the contracts to reschedule all of our speakers until 2021. She hinted that we will have a holiday surprise for the December meeting!

## Announcements

**Quilt Retreat:** Future date is March 12, 13 & 14, 2021 at Walker Creek Ranch.

**Tri-Guild Luncheon:** This has been postponed until March 27, 2021.

**Opportunity Quilt:** Drawing postponed until October 2021. Gale is currently holding onto the quilt.

## **Business:**

**COTS:** Ellie reported that she was able to donate 40 quilts and 60 pillowcases to the Veterans building for the fire evacuees. Some of her members are getting together to sandwich quilt tops so the work continues.

**Dues Drawings:** it was discussed that the handmade bag drawing is open to **ALL** members that have paid their dues not just ones that participate on the Zoom calls. We recognize that the online meeting doesn't work for everyone but we don't want anyone to be left out of the opportunity to participate!

**Military:** Jayne has sent out a block for people to sew their own military blocks and she is hoping for good participation.

**Newsletter:** Jean will continue to do the newsletter for 1 more month.

**Block of the Month:** We had a lot of participation. Members held up their blocks and the winner was – Kitty. Members are asked to send their blocks in the mail to the winner. **If you make a block but are not participating via Zoom, you can send in a photo to Shannon and you will be included in the drawing for next month – Floating Square Block.** The new block is available via the website, newsletter or direct email.

**Monthly Mini:** We will have a drawing next month for a donated table runner. We won't be collecting any money though.

**Audit:** Sue D has offered to audit the books for the last fiscal year.

**Friendship Cards:** a discussion was held about starting a program where members would send cards to others in this time of pandemic. More details to follow.

**Show & Tell:** We had a seasonal show and tell with fun Halloween quilts and the regular show and tell. **\*\*\*\*members are encouraged to send photos to Shannon of their show and tell prior to the meeting since sometimes it is hard to see a big project on Zoom.**

**Meeting adjourned** at 8:40pm.

Respectfully submitted,  
Amanda C,

PQG Secretary





## PRESIDENT'S MESSAGE

Hello Beautiful Quilters!

Today I have been thinking of all the people who will receive this newsletter. I cannot tell you all how many times I have heard a member say how much they miss seeing everyone and especially missing those of you who have not been coming to the Zoom meetings. And there are some people who did not re-join this year (yet?). Please, please, please know how much you are loved and missed! If there is anything we can do to keep you more connected, please reach out to someone you know or myself at [petalumaquiltguild@yahoo.com](mailto:petalumaquiltguild@yahoo.com). We don't want anyone to feel left out. Elisabeth has even set a couple of members up with a laptop to attend online! Thank you Elisabeth!!!!

The Board and Members are working hard at creating ways to make these difficult months more fun. Please reach out to me with your ideas and suggestions. We have some fun ideas in the works for November and December.

Block of the Month is Floating Boxes. The pattern is on the website and went out in an Eblast. Congratulations to Kitty T on winning the Armstrong Woods Tribute squares. They were stunning! I can't wait to see her finished product hanging in the Library or City Hall!

Thank you Sue D for jumping in and volunteering to conduct the Audit!!!! We all will be glad when that is over.

The next General meeting is November 3rd. I hope to see a huge group of quilt geeks and fabric collectors there. Can't wait to see the sewing room tours!

Much Love and Blessings, Denise



# THIS 'N THAT

## WALKER RANCH RETREAT UPDATE

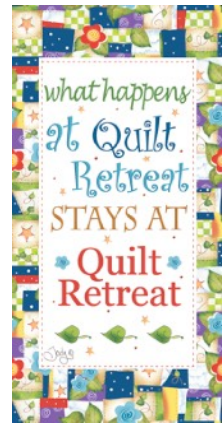
The retreat at Walker Creek Ranch is scheduled for March 12,13,14, 2021. I called Walker Creek to get an update on what is happening with them. I'm sad to say that most people have been laid off and ALL school activities have been canceled this whole school year.

They are still debating if they are going to have small groups come in. They still have us on the calendar; however, they will understand if we back out. Knowing that makes me feel better. I realize it is still in the future but so was wearing masks in November back in March of last year.

I wanted to let you know that if the Walker Creek Retreat does not happen, I hope to find an alternative for us to sew together once it is safe to do so. That is the biggest issue - to make sure ALL will be safe to attend something as I am sure we will be doing for Tri-Guild Luncheon.

Just wanted to give you an update.

Take care, wash hands, and BE SAFE!  
Debby



## SEWCIAL

We had our first Zoom Sewcial on Saturday, October 17th. Unfortunately, only two members showed up and one other member tried but couldn't get on. If you tried to attend, but weren't successful, let Denise know. We want to fix all the bugs for the next time we have one.

Denise and Jean did have a good time chatting and sewing. Denise worked up another Block of the Month and made two examples. She also baked some sourdough bread! Jean worked on a paper-piecing project that she has been sewing for about 3 months. She also did some free motion quilting.

We both had a good time getting to know one another and sewing on projects together.

Hope you can join our next "Sewcial!"

Jean



## Using Zoom for Meetings

Anyone remember the children's programming out of Boston on public television back in the 70's? It was called Zoom and it's theme song went something like this:

♪ Zoom, Zoom, Zoom-A-Zoom! Come on and Zoom-A-Zoom-A-Zoom-A-Zoom! Come on give it a try! We're gonna show you just why! We're gonna teach you to fly! High! Come on and Zoom! Come on and Zoom-Zoom! Come on and Zoom! Come on and Zoom-Zoom! ♪♪

Well, with no end to the pandemic in sight and the date of returning to regular in-person meetings a big question mark, this could be PQG's theme song too! The Zoom platform offers us a way to meet, conduct business and enjoy each other's company and quilts, all while social distancing. Each of our two previous meetings via Zoom have had about 25 participants, and we would love to have more members join us! If you

haven't joined us, why not? The paragraphs below attempt to address some concerns that some of us may have.

**I don't know anything about it.** First off you need to download the Zoom application to your desktop computer or mobile device. Choose the "free" option. We will send you an email the day prior to the meeting, which will include a link to our meeting. Join the meeting on the day and time specified. Activate your video and audio. If you choose the "active speaker" option, whoever is speaking will automatically show up on the main screen, while participants will appear in smaller screens. You can participate by raising your hand to speak or using the chat function. Otherwise, just sit back and enjoy!

**How do I join a meeting?** The easiest way is to click on the link provided in the email we send and you will automatically be sent to our meeting. If you open

the Zoom application first and chose "join a meeting," you will be asked for a Zoom ID number and a password. These are also provided in our emails, but the simplest way to join is to open our email and click on the link provided.

**I haven't had a hair cut in 5 months and I don't want anyone to see me like this!** No problem! You can leave your video turned off and we will see an outline of a person and your name. You will still be able to see and hear everyone else. But seriously, we are all in the same boat and we are all friends here! If you are concerned about how you look on camera, Zoom does offer a hack for that. Under *Settings > Video*, click on "Touch up my appearance" and Zoom will soften the focus on your camera, giving a more flattering image. Also try to position yourself directly opposite the

**Cont. on p. 8**

**Cont. from p. 7**

camera by adjusting the height of your seat or propping up your device. This helps prevent the up-the-nostrils view. Good lighting helps too. Try to have an overhead light source from in front of you, not behind, and pros often use a second light source from the side as well.

**I'm afraid my husband will walk by in his underwear and besides that, my house is a mess!** Zoom can help you! Well, they won't clean up your house, and your husband is *your* problem, but they offer a virtual background option where your image will appear in front of a stock photo that you chose, or you can even upload one of your own photos! However, this is not a good option if you plan to hold up a show and tell piece. It will tend to disappear in interference with the image. In that case it would be better to photograph your quilt ahead of time, and then share the photo at the meeting. If you *are* going to hold up a show and tell item in front of your camera, remember to

keep talking so your image will remain in the active speaker position. Tell us why you made it, what pattern you used or if you designed it yourself, what fabrics or techniques you used, etc., etc. We ask participants to keep quiet at this time, so as not to commandeer the screen.

**I planned to attend, but I forgot the day in this %!**

**@#&\$ pandemic!** Yeah, we get it! Set a reminder on your smart phone or make plans to watch and attend with a friend and hopefully one of the two of you will remember! Zoom itself will send you a reminder if you set it up ahead of time.

**I just don't think I will like it. It won't be the same!** Well, you are right, it is not the same, but it is the best option we have right now to maintain some sort of guild community and I'd like share my experience with SSU with you. In the past, I have taken classes at Sonoma State University's OLLI program (Osher Life Long Learning Institute.) After cancelling classes this spring due to the pandemic, they sent out a survey to see if folks would participate in Zoom classes. I actually replied

that I would NOT participate! I just didn't think it would be the same! But then they offered the first month's classes for free and I decided to try it, and to my surprise, it was great! I didn't have to drive there and search for parking, I could hear and see the presentation better, all while working on my quilt project, with cup of coffee at hand, and from the comfort of my recliner! I was sold! So I hope you will give our meetings a try and you may be pleasantly surprised too!

If you need help, reach out to us at:

[petalumaquiltguild@yahoo.com](mailto:petalumaquiltguild@yahoo.com)  
We will try to help you get set up ahead of time and we do monitor the website for communications during the actual meeting as well.

♪♪ So come on give it a try! Come on and Zoom! Come on and Zoom-Zoom!♪♪

By Marilyn F





# BLOCK OF THE MONTH

## PQG October 2020 Block of the Month

Due November 3, 2020. Bring to the meeting or send a photo to Shannon



### FLOATING BOXES

Materials needed:

\*Background: Solid Black

2 squares 3" X 3"

2 squares 6 1/2" X 6 1/2"

\*Fussy Cut Square: 2 squares with design or picture in the middle 4 1/2" X 4 1/2"

\*Top and side of box: Two matching colors, one darker of the same color EACH color needs 2 squares 3" X 3" and 2 squares each 2 1/2" X 2 1/2" No brown or black because it doesn't work well with the black background. (I've tried!) No 30's fabrics.

Your box sides should be contrast to your fussy cut square.  
To make  $\frac{1}{2}$  square triangles, pair a 3" Black background with a side box color and a Black background with the other side box color. Make two more  $\frac{1}{2}$  square triangles with the two box side colors. Trim to 2  $\frac{1}{2}$ " square. You should end up with 2 Black and one side color half square triangles, 2 Black and the other box side color and 2 half square triangles out of the two side colors.

If you need instructions on How To Make a Half Square Triangle click on this link:

<https://leahday.com/pages/how-to-make-half-square-triangles>

Assemble the sections as pictured below.

For questions or help, Denise R



## MILITARY QUILTS

Military Quilts is continuing with the Shoo Fly pattern (see below). Jayne can provide fabric, if needed. Contact her and she will make sure you get fabric to make the Shoofly block. She can also deliver it to you if you are unable to pick it up. Jayne will also answer any questions that you may have re this pattern or military quilts in general.

### **\*\* Supplies List \*\***

4-7/8" x 9-3/4" strip



Color 1

Color 1 needs: one 4-1/2" x 18" strip AND one

**If you need fabric just ask and I'll get you some.**

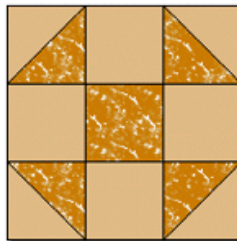


Color 2

Color 2 needs: one 4-7/8" x 9-3/4" strip AND one 4-1/2" square

Please use RED,  
WHITE or BLUE  
fabrics.

This makes a 12 " block!



October 2020  
Military Block of the  
Month

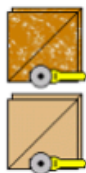
### **\*\* Preparing the Pieces and Sewing the Block \*\***

#### **SHOOFLY**



First, stack the two 4-7/8" x 9-3/4" strips right sides together, then cut into two 4- 7/8" squares of each...

I will pick up finished  
blocks or you can drop  
them off or mail them to  
me. Thank You Any  
Questions for Jayne at:  
myjaynewithay@gmail.co  
m



Next, stack and cut the 4-7/8" squares on the diagonal, being careful not to stretch fabric !



Then cut the Color 1 4-1/2" x 18" strip into four 4-1/2 " squares...



Sew four Color 1 triangles to four Color 2 triangles, right sides together along the diagonals using a 1/4" seam, and being careful NOT to stretch fabrics. Press seams towards darker fabric



Lay out your units as shown at left. Sew three horizontal rows, pressing the top and bottom row seams to the outside, and the middle row seam to the center. Join the rows ... and there you have it! a completed SHOOFLY block!



## SHOW & TELL PAGES


Jo H made three quilts, using the below panel. She added three different borders to top and bottom of the quilts. Unfortunately, due to size, they were unable to include the tops of the quilts in the photos. They are being donated to COTS. Beautiful, Jo!












**MEISSNER SAVINGS COUPON**  
Exclusive for Guild Members!





**20% OFF**  
IN-STOCK  
ACCESSORIES & NOTIONS\*

\*Discount taken from MSRP on in-store purchases. Not valid with any other offers. Selection varies by location, in-stock items only. Some restrictions apply. See store for details.

[www.MeissnerSewing.com](http://www.MeissnerSewing.com)













**Visit us at our NEW home at 1455 Santa Rosa Ave.**  
Now with more space for in-store events, fabric, and more of the products you love!

MORE CLASSES AVAILABLE!

PROUD TO BE AN AUTHORIZED DEALER  
Availability varies by store.

<b>Sacramento</b>	<b>Folsom</b>	<b>Roseville</b>	<b>Santa Rosa</b>	<b>San Jose</b>
2417 Cormorant Way	98 Clarksville Rd., Ste. 130	9250 Fairway Dr., Ste. 110	1455 Santa Rosa Ave.	4688 Meridian Ave.
<b>(916) 920-2121</b>	<b>(916) 984-7071</b>	<b>(916) 791-2121</b>	<b>(707) 575-5259</b>	<b>(408) 264-4880</b>

### Sew Much News Advertising Rates

1/8 page: 6 mo.-\$30, 1 yr. -\$50

1/4 page: 6 mo.-\$50, 1 yr. - \$75

1/2 page: 6 mo.-\$75, 1 yr.-\$125

Full page: \$50 each time

Newsletter deadline is the 15th of the month.



### November Birthdays

Barbara C. - 11/2

Jo H. - 11/14

Sharon J. - 11/23

Kerstin S. - 11/30

Gayle S. - 11/30

### Committee Chairs

**Block of the Month:**

Denise R

**Castoff:**

Gale V

**Friendship Pieced & Applique:**

Marja T

**Hospitality:**

Barbara C

**Library:**

Kathy B

**Military Quilts:**

Jayne M

**Monthly Mini:**

Elisabeth W

**MotherHen:**

Open

**Opportunity Quilt:**

Gale V

### Help Wanted!

Some committee chair positions are open. Please consider volunteering.

Thank You!

### Committee Chairs

**Newsletter Coordinator:**

Marilyn F

**Newsletter Committee:**

**Dec/Jan** - Amanda C

**Feb/Mar** - Shannon WS

**Apr-May-June:** Sharon J

**July-Aug-Sept:** Marilyn F

**Quilts for Cots:**

Ellie O'

**Retreats:**

Debby L

**Sunshine:**

Laura L

**Webmaster:**

Shannon WS

### Thank You, Affiliates!

#### Bay Quilts

5327 Jacuzzi St. Suite 3-

C Richmond CA 94804

510-558-0218

[www.sfbayquilts.com](http://www.sfbayquilts.com)

#### Bolt Fabrics

219 N. Cloverdale Blvd.

Cloverdale, CA 95425

707-894-2658

[www.boltcloverdale.com](http://www.boltcloverdale.com)

#### Broadway Quilts

20525 Broadway

Sonoma, CA 95475

707-938-7312

[www.broadwayquilts.com](http://www.broadwayquilts.com)

#### Meissner Sewing and Vacuum Centers

1455 Santa Rosa Ave.

Santa Rosa, CA

707-575-5259

[www.MeisnerSewing.com](http://www.MeisnerSewing.com)

#### Quilted Angel

200 G St.

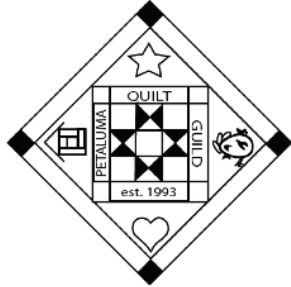
Petaluma, CA. 94952

[www.quiltedangel.com](http://www.quiltedangel.com)

707-763-094

## Officers

President:	Denise R.
VP Membership:	Jean P.
VP Program:	Metha S. Shannon W.S.
Secretary:	Amanda C.
Treasurer:	Elisabeth W.
Parliamentarian:	Open



SEW MUCH NEWS  
NOVEMBER 2020  
PETALUMA QUILT GUILD  
P.O.BOX 5334  
PETALUMA, CA 94955  
[www.petalumaquiltguild.org](http://www.petalumaquiltguild.org)