



Sew Much News

SEPTEMBER PROGRAM

Meet some newer PQG members

Meeting on Zoom is a great opportunity to get to know some of our newer members. This month three of our members will introduce themselves and show and tell some of their quilt projects. Some of the newer members have never quilted before, so they will tell us about some of the projects they hope to embark on! Joining us will be Gale V, Jane H and Denise R (our new PQG President!).

Show and Tell

We love to see the projects everyone is working on! Bring your project to hold up on camera, or send a photo to the guild email address or directly to Shannon to be shared during the meeting.

Shannon & Metha



General Meeting

Sept 1, 2020,
7:00 p.m.
via Zoom

Board Meeting

Aug 25, 2020
6:30 p.m.
via Zoom.

How to Zoom -

See pp. 7 - 8

Don't Forget

Block of the Month:
Batik Fall Leaf
See pp. 9 - 10

DUES ARE DUE

\$20

Please send a check
to Elisabeth
See p. 6 for address

PROGRAM NOTES

Due to COVID-19 dictating that we cannot meet as a large group, the Board has decided to suspend all speakers until 2021. A determination will be made at that time if it is safe to meet again as a group.

We are working on some fun programs that we can do via Zoom and look forward to seeing you at our monthly Zoom meetings.

NEED HELP CONNECTING?

If you need help getting set up with Zoom, please don't hesitate to reach out to the board for help. Zoom can be accessed on any type of computer, or smartphone. You do not have to create an account on Zoom and you can use your phone without WiFi if you do not have access. You can also "dial in" on a phone and participate in the meeting, no computer needed! See pp. 7-8 for instructions on using Zoom.

SHOW AND TELL

If you have a large quilt to share, it can be difficult to hold it up in front of the camera on Zoom. Send a photo to our guild email before the meeting, and we'll share it during the Zoom meeting.

IDEAS?

Do you have an idea for a group activity? A technique to share? A challenge idea? We are looking for ways for our members to connect and share our love of quilting during this time of sheltering in place. Send ideas to Shannon or Metha.

--Metha and Shannon
Programs



AUGUST 2, 2020 BOARD MEETING

The meeting was called to order by Sue D at 6:40pm. Sue & Marilyn F, Co-Presidents, Amanda, Secretary, Shannon and Metha, V.P. Programs, Jean, Newsletter and Elisabeth, Treasurer, Denise and Jayne were present via Zoom. Absent: Laura L, Membership and Ellie, COTS Liaison.

Approval of Minutes: The Minutes of the last Board Meeting were unanimously approved as printed in the latest newsletter.

Treasurer's Report: Elisabeth reported there has been no activity. She is asking for members to turn in any unreimbursed expenses by August 15 to close out the fiscal year. The Guild has its own Zoom account now.

Newsletter Report: There is a committee of past newsletter people taking over the job plus one additional member. Marilyn is still hoping to find someone to take the job on outright.

Program's Report: Shannon has spoken to all the scheduled speakers and rescheduled them for 2021. She will need to have Sue sign new contracts. The upcoming August meeting will feature members drawing for the Block of the Month as well as regular Show and Tell. Sept mtg will have an introduction to new members and swearing in the new board.

Block of the Month: Denise reported that there was a lot of excitement for the reinstating the BOM. It was in the newsletter as well as posted on the website. She has a new one to go for this coming month. People can show their blocks or send photos of their finished blocks to Shannon and then their names will be entered to win all the blocks. Members can send the block to the winner.

Business:

Dues: The board decided to reduce dues for affiliates from \$50 to \$25 since they may be struggling

during the Pandemic. Jean, as VP of Membership, will try and visit the affiliates in Sept.

Military: It was decided that we would increase Jayne's budget by \$100 to allow her to buy more backing and batting for the military quilts.

Next Board Meeting: Tuesday, August 25, 2020.

Meeting adjourned at 7:17 pm.

Respectfully submitted,
Amanda C, PQG Secretary



General Meeting Minutes - August 4, 2020

Called to order at 7:05 pm. Sue welcomed everyone to the meeting on Zoom. We had around 30 members during the call.

Treasurer's Report:

Elisabeth gave an update on our current balance. Our budget closes the end of August so please turn in receipts by August 15 for reimbursement.

Board Meeting: will be held on August 25, 2020 at 6:30 pm via Zoom.

Dues: it was decided that the 2020/2021 dues will be reduced to \$20 since we are not sure when we will be able to meet in person. If it is a problem to pay this due to unemployment or other problems due to Covid – 19, please let Elisabeth know as assistance is available. Since we will not be meeting in person, Elisabeth felt it would be easier to have the dues

sent directly to her PO box. Marilyn will send out an e-blast with the address.

Program Report: Shannon reported that she has rescheduled all the speakers for next year. Once contracts are signed, she will post them on the website. Hoping to have introductions of new members as the program next month. As always, send in photos of your finished projects to Shannon via email to be included in Show and Tell.

Announcements

Quilt Retreat –Future date is March 12, 13 & 14, 2021 at Walker Creek Ranch.

Tri-Guild Luncheon: This has been postponed until March 27, 2021.

Opportunity Quilt: Drawing postponed until October 2021

Business:

Elections: We accepted the new slate of officers by acclamation; President, Denise R, Vice President Membership, Jean, Vice President Programs, Shannon & Metha, Treasurer, Elisabeth, Secretary, Amanda. **A big thank you to Sue and Marilyn for serving as our Presidents!**

COTS: Ellie was not present but it was reported that COTS members continue to sew at home and now have beautiful embroidered labels for the quilts. Jayne showed us the labels.



Cont. on p. 5

Cont. from p.4

Military: Jayne has continued to sew, sew, sew and has 20 more quilts done. She could use help with machine binding the finished quilts. She got some volunteers.

Newsletter: since no one has volunteered to take over the newsletter, it was decided that a pool of volunteers would share the duty. Sharon J offered to step into the rotation.

Block of the Month: we had a lot of participation. Members held up their blocks and Metha wrote their names on slips of paper and drew the winner – Jane H. Members are asked to mail or drop off their blocks to Sue and she will get them to Jane. **If you make a block but are not participating via Zoom, you can send in a photo to Shannon and you will be included in the drawing for next month – Maple Leaf Block**

Bag Drawing: Metha drew 1 name from the pool of people that had paid their dues in a timely manner last Sept. The winners had to be present on the Zoom call. If not, their name would go back in the bag. Laura L won. Metha will do it for 3 months starting in Oct. Eligible members must have paid their dues by Sept 30.

Friendship Pieced/

Applique: Marja is going to email members that have outstanding blocks and ask them to finish/send in their blocks. She will then contact the block owners and see if they want them to work on

a quilt or leave them with Marja.

Show & Tell: members are encouraged to send photos to Shannon of their show and tell prior to the meeting since sometimes it is hard to see a big project on Zoom. Several participants shared either by photo or live.



Meeting adjourned at 8:02pm.

Respectfully submitted,
Amanda C, PQG Secretary



PRESIDENTS' MESSAGE

Dear PQG Members,

This will be our last presidents' letter to you, as we step down from our position and prepare to hand the reins over to your new president, Denise R. We have enjoyed serving you these past two years, despite the huge disruptions of all our plans due to Covid-19. The learning curve has been a bit steep as we have explored how to run our guild virtually via Zoom, but we are confident that Denise will bring a wealth of energy and experience to lead us forward!

A few reminders, as we close out our year and start a new one:

- * Payment forms are past due for anyone who has spent money and needs reimbursement. If you need to submit a form, please do so ASAP, so Elisabeth can close out the year's books in a timely manner. You may mail your forms directly to Elisabeth W.
- * September begins our new fiscal year and dues are due to maintain your membership. We are offering a special half price offer for this coming year, only \$20 to receive our newsletters and invitations to join our monthly Zoom meetings. Please mail your check by the end of September directly to our treasurer, Elisabeth W.
- * If you have served as committee chair this past year and wish to step down and have someone else take over, please email the guild at petalumaquiltguild@yahoo.com to let us know. If we do not hear from you, we will assume you wish to continue to serve in your position. We appreciate everyone who continues to serve and, given that many of our activities remain suspended until we can meet again, it may be best to postpone any transitions. Do let us know your intentions.

In closing, we wish to thank everyone who has volunteered and served in positions and actively supported us and participated in our activities and events these past two years. This guild truly has some of the most creative, diligent and wonderful members that any president could hope to work with! We are so lucky!

Cheers,
Sue and Marilyn



Using Zoom for Meetings

Anyone remember the children's programming out of Boston on public television back in the 70's? It was called Zoom and it's theme song went something like this:

♪ Zoom, Zoom, Zoom-A-Zoom! Come on and Zoom-A-Zoom-A-Zoom-A-Zoom! Come on give it a try! We're gonna show you just why! We're gonna teach you to fly! High! Come on and Zoom! Come on and Zoom-Zoom! Come on and Zoom! Come on and Zoom-Zoom! ♪♪

Well, with no end to the pandemic in sight and the date of returning to regular in-person meetings a big question mark, this could be PQG's theme song too! The Zoom platform offers us a way to meet, conduct business and enjoy each other's company and quilts, all while social distancing. Each of our two previous meetings via Zoom have had about 25 participants, and we would love to have more members join us! If you

haven't joined us, why not? The paragraphs below attempt to address some concerns that some of us may have.

I don't know anything about it. First off you need to download the Zoom application to your desktop computer or mobile device. Choose the "free" option. We will send you an email the day prior to the meeting, which will include a link to our meeting. Join the meeting on the day and time specified. Activate your video and audio. If you choose the "active speaker" option, whoever is speaking will automatically show up on the main screen, while participants will appear in smaller screens. You can participate by raising your hand to speak or using the chat function. Otherwise, just sit back and enjoy!

How do I join a meeting? The easiest way is to click on the link provided in the email we send and you will automatically be sent to our meeting. If you open

the Zoom application first and chose "join a meeting," you will be asked for a Zoom ID number and a password. These are also provided in our emails, but the simplest way to join is to open our email and click on the link provided.

I haven't had a hair cut in 5 months and I don't want anyone to see me like this! No problem! You can leave your video turned off and we will see an outline of a person and your name. You will still be able to see and hear everyone else. But seriously, we are all in the same boat and we are all friends here! If you are concerned about how you look on camera, Zoom does offer a hack for that. Under *Settings > Video*, click on "Touch up my appearance" and Zoom will soften the focus on your camera, giving a more flattering image. Also try to position yourself directly opposite the

Cont. on p. 8

Cont. from p. 7

camera by adjusting the height of your seat or propping up your device. This helps prevent the up-the-nostrils view. Good lighting helps too. Try to have an overhead light source from in front of you, not behind, and pros often use a second light source from the side as well.

I'm afraid my husband will walk by in his underwear and besides that, my house is a mess! Zoom can help you! Well, they won't clean up your house, and your husband is *your* problem, but they offer a virtual background option where your image will appear in front of a stock photo that you chose, or you can even upload one of your own photos! However, this is not a good option if you plan to hold up a show and tell piece. It will tend to disappear in interference with the image. In that case it would be better to photograph your quilt ahead of time, and then share the photo at the meeting. If you *are* going to hold up a show and tell item in front of your camera, remember to

keep talking so your image will remain in the active speaker position. Tell us why you made it, what pattern you used or if you designed it yourself, what fabrics or techniques you used, etc., etc. We ask participants to keep quiet at this time, so as not to commandeer the screen.

I planned to attend, but I forgot the day in this %!

@#&\$ pandemic! Yeah, we get it! Set a reminder on your smart phone or make plans to watch and attend with a friend and hopefully one of the two of you will remember! Zoom itself will send you a reminder if you set it up ahead of time.

I just don't think I will like it. It won't be the same! Well, you are right, it is not the same, but it is the best option we have right now to maintain some sort of guild community and I'd like share my experience with SSU with you. In the past, I have taken classes at Sonoma State University's OLLI program (Osher Life Long Learning Institute.) After cancelling classes this spring due to the pandemic, they sent out a survey to see if folks would participate in Zoom classes. I actually replied

that I would NOT participate! I just didn't think it would be the same! But then they offered the first month's classes for free and I decided to try it, and to my surprise, it was great! I didn't have to drive there and search for parking, I could hear and see the presentation better, all while working on my quilt project, with cup of coffee at hand, and from the comfort of my recliner! I was sold! So I hope you will give our meetings a try and you may be pleasantly surprised too!

If you need help, reach out to us at:

petalumaquiltguild@yahoo.com

We will try to help you get set up ahead of time and we do monitor the website for communications during the actual meeting as well.

♪♪ So come on give it a try! Come on and Zoom! Come on and Zoom-Zoom!♪♪

By Marilyn Ferrick



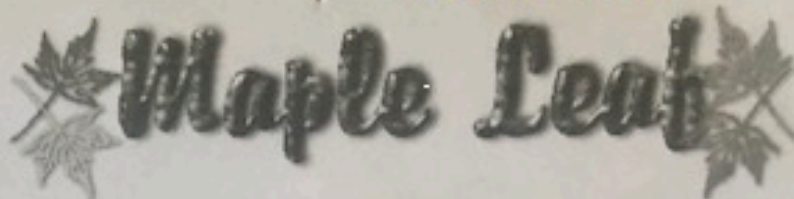
BLOCK OF THE MONTH

©2020

Use
Autumn
Color
Batiks
Contrast
Colors

Maple Leaf

August BOM

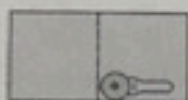


This makes a 12" block!



Please abide by the Terms and Conditions of use! :o)

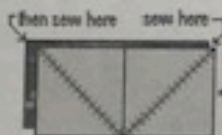
** Preparing the Pieces and Sewing the Block **



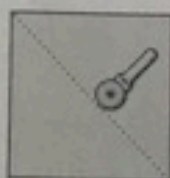
First cut the Color 2 4-1/2" x 9" strip into two 4-1/2" squares...



Then cut the Color 1 4-1/2" x 13-1/2" strip into three 4-1/2" squares...



Next, to speed piece the half squares...stack the Color 1 and Color 2 4-7/8" x 9-3/4" strips, right sides together and all edges aligned. Mark the 4-7/8" square line and mark the diagonals in the direction shown. Sew 1/4" above and below the marked diagonals, pivoting at the square lines. Then cut apart ON the marked diagonal, and at the 4-7/8" square line. This will give you four half squares. Press seams towards darker fabrics...




Enlargement of the stem process

Now, to make the stem, cut one Color 2 4-1/2" square in half diagonally. Crease lightly to find the half way point of the diagonal edge. Crease the Color 1 1-3/4" x 7" stem strip to find its half way point also...

Matching the mid points, sew the stem strip to one half square triangle. Press seam towards stem strip. Sew the other half square triangle to the stem, again matching mid points. Press seam towards stem. Using a ruler or square-up acrylic square, cut this unit back to measure 4-1/2"...on to Page 2!






MEISSNER SAVINGS COUPON
Exclusive for Guild Members!





20% OFF
IN-STOCK
ACCESSORIES & NOTIONS*

*Discount taken from MSRP on in-store purchases. Not valid with any other offers. Selection varies by location, in-stock items only. Some restrictions apply. See store for details.

www.MeissnerSewing.com













Visit us at our NEW home at 1455 Santa Rosa Ave.
Now with more space for in-store events, fabric, and more of the products you love!

MORE CLASSES AVAILABLE!

PROUD TO BE AN AUTHORIZED DEALER
Availability varies by store.

Sacramento	Folsom	Roseville	Santa Rosa	San Jose
2417 Cormorant Way	98 Clarksville Rd., Ste. 130	9250 Fairway Dr., Ste. 110	1455 Santa Rosa Ave.	4688 Meridian Ave.
(916) 920-2121	(916) 984-7071	(916) 791-2121	(707) 575-5259	(408) 264-4880

Sew Much News Advertising Rates

1/8 page: 6 mo.-\$30, 1 yr. -\$50

1/4 page: 6 mo.-\$50, 1 yr. - \$75

1/2 page: 6 mo.-\$75, 1 yr.-\$125

Full page: \$50 each time

Newsletter deadline is the 15th of the month.



September Birthdays

Amanda C - 9/2

Sue R - 9/7

Ruth M - 9/19

Debbie L - 9/20

Laura L - 9/22

Kathy S - 9/26

Committee Chairs

Castoff:
OPEN

Community Outreach
OPEN

**Friendship Pieced &
Applique:**
Marja T

Hospitality:
Barbara C

Library:
Kathy B

Military Quilts:
Jayne M

Monthly Mini:
Sharon G

MotherHen:
Garnet W

Opportunity Quilts:
2020 - Margaret's Baskets

Help Wanted!

Some committee chair
positions are open.
Please consider
volunteering.
Thank You!

Committee Chairs

Newsletter:
Jean P

Newsletter Mailing:
Laura L

Quilts for Cots:
Ellie O

Retreats:
Debby L

Sunshine:
Laura L

Webmaster:
Shannon W S

Thank You, Affiliates!

Bay Quilts

5327 Jacuzzi St. Suite 3-
C Richmond CA 94804
510-558-0218
www.sfbayquilts.com

Bolt Fabrics

219 N. Cloverdale Blvd.
Cloverdale, CA 95425
707-894-2658
www.boltcloverdale.com

Broadway Quilts

20525 Broadway
Sonoma, CA 95475
707-938-7312
www.broadwayquilts.com

Meissner Sewing and Vacuum Centers

1455 Santa Rosa Ave.
Santa Rosa, CA
707-575-5259
www.MeisnerSewing.com

Quilted Angel

200 G St.
Petaluma, CA. 94952
www.quiltedangel.com
707-763-094

Officers

President:	Sue D.
Co-President	Marilyn F.
VP Membership:	Laura L.
VP Program:	Metha S. Shannon W.S.
Secretary:	Amanda C.
Treasurer:	Elisabeth W.
Parliamentarian:	Open



SEW MUCH NEWS
SEPTEMBER 2020
PETALUMA QUILT GUILD
P.O.BOX 5334
PETALUMA, CA 94955
www.petalumaquiltguild.org