



Sew Much News

PROGRAM NOTES

Due to COVID-19 dictating that we cannot meet as a large group, the Board has decided to suspend all speakers until 2021. A determination will be made at that time if it is safe to meet again as a group.

We are working on some fun programs that we can do via Zoom and look forward to seeing you at our monthly Zoom meetings.

NEED HELP CONNECTING?

If you need help getting set up with Zoom, please don't hesitate to reach out to the board for help. Zoom can be accessed on any type of computer, or smartphone. You do not have to create an account on Zoom and you can use your phone without WiFi if you do not have access. You can also "dial in" on a phone and participate in the meeting, no computer needed! See pp. 7-8 for instructions on using Zoom.

SHOW AND TELL

If you have a large quilt to share, it can be difficult to hold it up in front of the camera on Zoom. Send a photo to our guild email before the meeting, and we'll share it during the Zoom meeting.

IDEAS?

Do you have an idea for a group activity? A technique to share? A challenge idea? We are looking for ways for our members to connect and share our love of quilting during this time of sheltering in place. Send ideas to Shannon or Metha.

--Metha and Shannon



General Meeting

Aug 4, 2020,
7:00 p.m.
via Zoom

Board Meeting

Aug 2, 2020
6:30 p.m.
via Zoom.

How to Zoom -

See pp. 9-10

Don't Forget

Block of the Month:
Disappearing
Hourglass
See pp. 11-12



JUNE 30, 2020 BOARD MEETING

The meeting was called to order by Sue D at 6:36pm. Sue & Marilyn F, Co-Presidents, Amanda, Secretary, Shannon and Metha, V.P. Programs, Jean, Newsletter, Elisabeth, Treasurer, and Ellie, COTS Liaison were present. Absent: Laura L, Membership and Denise R.

Approval of Minutes: The Minutes of the last Board Meeting were unanimously approved as printed in the latest newsletter.

Treasurer's Report: Elisabeth reported there has been no activity. She is asking for members to turn in any unreimbursed expenses by August 15 to close out the fiscal year.

Membership Report: Laura reported that there has been no activity.

Newsletter Report: We still need someone to take it over.

Program's Report: July's speaker, the Material Girls, will be rescheduled for an in-person meeting. The speakers still plan to charge full price even though it would be a Zoom presentation. Shannon and

Metha will work on programs that are adaptable to Zoom meetings since it was decided we would not have an in-person meeting until at least Jan. 2021. Shannon will work with other speakers and see if they are charging full price. Different ideas were discussed for future meetings- members new tips or tours of sewing rooms.

Metha will continue pulling names for bags. Members must be current on dues in order to be in the drawing. The winning member must be present on the Zoom meeting. If she is not, her name will be returned to the bag NOT thrown out.

COTS: Ellie reported that her group has been sewing at home. She will be attending a Zoom meeting for COTS volunteers.

Business:

Dues: The board decided to reduce dues to \$20 for 2021 since meetings will be virtual at least until Jan 2021.

Election: Unless someone runs against the current

slate of officers, they will be accepted by acclimation.

Current slate of officers:

President – Denise R

Vice President Membership – Jean P

Vice President Programs – Metha & Shannon

Treasurer – Elisabeth

Secretary - Amanda

Next Board Meeting:

Tuesday, July 28, 2020.

(*moved to Aug 2, 2020)

Meeting adjourned at 7:37 pm.

Respectfully submitted,
Amanda C,

PQG Secretary



General Meeting Minutes - July 7, 2020

Meeting called to order at 7:05 pm. Sue welcomed everyone to the meeting on Zoom. We had between 20 – 25 members during the call.

Treasurer's Report:

Elisabeth gave an update on our current balance. Our budget closes the end of August so please turn in receipts by August 15 for reimbursement.

Program Report:

Shannon reported that she is rescheduling all the speakers for this year since they still want to charge full price for a Zoom presentation. The board does not feel this was a good use of funds since only a portion of our members are able to access Zoom. Shannon will be working on new ideas such as virtual Sewing Room tours, and Tips

and Tools by members. Also, we are reinstating Block of the Month.

Board Meeting: will be held on the outside patio at Metha's clubhouse on July 28, 2020 at 6:30 pm. (*moved to Aug 2, 2020). We will wear masks and maintain 6 ft apart. All members are welcome.

Announcements

Quilt Retreat: Future date is March 12, 13 & 14, 2021.

Tri-Guild Luncheon:

This has been postponed until March 27, 2021.

Opportunity Quilt:

Drawing postponed until October 2021

Zoom: The Guild will get their own account.

Business:

Dues: It was decided that the 2020/2021

dues will be reduced to \$20 since we are not sure when we will be able to meet in person. If it is a problem to pay this due to unemployment or other problems due to Covid – 19, please let Elisabeth know as assistance is available. Since we will not be meeting in person, Elisabeth felt it would be easier to have the dues sent directly to her PO box. Marilyn will send out an e-blast with the address.

Elections: We have a complete slate of officers; President, Denise R; Vice President Membership, Jean; Vice President Programs, Shannon & Metha; Treasurer, Elisabeth; Secretary, Amanda. If no one else

Cont. on p. 5

Cont. from p.4

comes forward, we will accept these officers at next month's meeting.

COTS: Ellie reported that members are sewing at home. She is still planning on presenting the Voices Project with quilts in December.

Military: Jayne has been busy during Quarantine. Melissa H unearthed 11 quilt tops and gave them to Jayne. She could use help with machine binding the finished quilts.

Newsletter: Since no one has volunteered to take over the newsletter, it was decided that a pool of volunteers would share the duty. So far we have 4 volunteers.

Quilt Challenge: Each participant talked about their entry and then the results were presented. 3rd place went to Denise for her Pet Selfies, 2nd


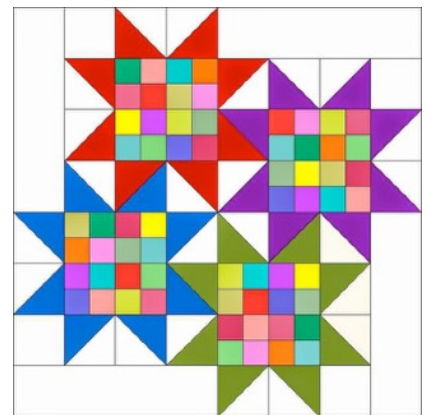
place went to Sue for her Hawaiian Sunset and 1st place went to Marilyn for her Pears quilt. Prizes were \$50, \$30 and \$20.

Bag Drawing: Metha drew 2 names from the pool of people that had paid their dues in a timely manner last Sept. The winners had to be present on the Zoom call. If not, their name would go back in the bag. Shannon and Garnet both won. Metha is happy to do it again for the coming year.

Show & Tell: Members are encouraged to send photos to Shannon of their show and tell prior to the meeting since sometimes it is hard to see a big project on Zoom. Several participants shared either by photo or live.

Meeting adjourned at 8:15pm.

Respectfully submitted,
Amanda C,
PQG Secretary



QUILT CHALLENGE - "SUMMER"

Thanks to everyone who participated in this year's Quilt Challenge. There were so many awesome quilts entered, it was difficult to pick the winners! Several of the entries were very close



1st Prize: Picking Summer Fruit - Marilyn F



2nd Prize: Hawaiian Beach - Sue D



3rd Prize: Pets on Vacation - Denise R

Awesome Submissions by Talented Members



Blue Ridge Mountains Submitted by Kitty T



Jessica's Garden Submitted by Jean P



Summer Themed Blocks
Submitted by Shannon WS



Dreaming of Blue Water in Lakes, Rivers,
Swimming Pools Submitted by Nancy L



Ice Cream - Yum! Submitted by Amanda C



Bird Mini Quilt Submitted by Garnet W

PRESIDENTS' MESSAGE

Greetings PQG Members!

We hope you will all make the effort to join us at our August 4th meeting via Zoom. If you have not yet joined a Zoom meeting and have doubts about it, please see the article on pp. 7- 8 in this newsletter for tips and advice on using the platform.

Our most important business item for our meeting is the presentation of the new board for our new fiscal year and their installation by acclamation of those present at the meeting. Many thanks to the following people for stepping up to serve:

Denise R - President

Jean P- Vice President, Membership

Shannon W S and Metha S - Co-Vice Presidents, Programs

Amanda C- Secretary

Elisabeth W- Treasurer

Since all officers are running unopposed and due to the limitations of running the guild during the pandemic, we plan to waive the need for a quorum. If you have any problem with this, please contact the guild with your concerns and suggestions at: petalumaquiltguild@yahoo.com

We will also celebrate the return of Block of the Month at the August meeting. The pattern is Disappearing Hour Glass, done in summer colors and white on white tone. Instructions were emailed to all members and also appear on pp. 9 -10 in this newsletter. Each participant will share their block, names will be placed in a hat and a winner will be drawn. If you cannot attend the meeting, you can still participate by sewing your block, taking a picture and sending it to the guild. We ask each participant to then mail their block to the winner. We hope for a good turn out, as this is one activity we thought we could pull off in our virtual format and hope to continue in the future as well, if there is enough interest.

Since so many of our guild's activities have been curtailed, and we are not currently spending money on speakers or meeting room rental either, we will offer membership renewal in September at \$20 for the year instead of the usual \$40. We do have money budgeted to help out those who are experiencing financial difficulties at this time, so please do contact the guild if you would like to take advantage of this. We do not want to lose any members because of the pandemic!

Weren't all the entries in our guild's challenge just fabulous?! We sure have a bunch of talented quilters in this group and that made it difficult to chose only 3! Many people seemed to have trouble making up their minds, as many votes were sent in at the last minute! Congrats to the winners and many, many thanks to everyone who participated! It is always more fun when there are more entries! Check out the results on p. 3 in this newsletter, if you did not attend the Zoom meeting when winners were announced.

See you on August 4th!
Sue and Marilyn



Using Zoom for Meetings

Anyone remember the children's programming out of Boston on public television back in the 70's? It was called Zoom and it's theme song went something like this:

♪ Zoom, Zoom, Zoom-A-Zoom! Come on and Zoom-A-Zoom-A-Zoom-A-Zoom! Come on give it a try! We're gonna show you just why! We're gonna teach you to fly! High! Come on and Zoom! Come on and Zoom-Zoom! Come on and Zoom! Come on and Zoom-Zoom! ♪♪

Well, with no end to the pandemic in sight and the date of returning to regular in-person meetings a big question mark, this could be PQG's theme song too! The Zoom platform offers us a way to meet, conduct business and enjoy each other's company and quilts, all while social distancing. Each of our two previous meetings via Zoom have had about 25 participants, and we would love to have more members join us! If you

haven't joined us, why not? The paragraphs below attempt to address some concerns that some of us may have.

I don't know anything about it. First off you need to download the Zoom application to your desktop computer or mobile device. Choose the "free" option. We will send you an email the day prior to the meeting, which will include a link to our meeting. Join the meeting on the day and time specified. Activate your video and audio. If you choose the "active speaker" option, whoever is speaking will automatically show up on the main screen, while participants will appear in smaller screens. You can participate by raising your hand to speak or using the chat function. Otherwise, just sit back and enjoy!

How do I join a meeting? The easiest way is to click on the link provided in the email we send and you will automatically be sent to our meeting. If you open

the Zoom application first and chose "join a meeting," you will be asked for a Zoom ID number and a password. These are also provided in our emails, but the simplest way to join is to open our email and click on the link provided.

I haven't had a hair cut in 5 months and I don't want anyone to see me like this! No problem! You can leave your video turned off and we will see an outline of a person and your name. You will still be able to see and hear everyone else. But seriously, we are all in the same boat and we are all friends here! If you are concerned about how you look on camera, Zoom does offer a hack for that. Under *Settings > Video*, click on "Touch up my appearance" and Zoom will soften the focus on your camera, giving a more flattering image. Also try to position yourself directly opposite the

Cont. on p. 8

Cont. from p. 7

camera by adjusting the height of your seat or propping up your device. This helps prevent the up-the-nostrils view. Good lighting helps too. Try to have an overhead light source from in front of you, not behind, and pros often use a second light source from the side as well.

I'm afraid my husband will walk by in his underwear and besides that, my house is a mess! Zoom can help you! Well, they won't clean up your house, and your husband is *your* problem, but they offer a virtual background option where your image will appear in front of a stock photo that you chose, or you can even upload one of your own photos! However, this is not a good option if you plan to hold up a show and tell piece. It will tend to disappear in interference with the image. In that case it would be better to photograph your quilt ahead of time, and then share the photo at the meeting. If you *are* going to hold up a show and tell item in front of your camera, remember to

keep talking so your image will remain in the active speaker position. Tell us why you made it, what pattern you used or if you designed it yourself, what fabrics or techniques you used, etc., etc. We ask participants to keep quiet at this time, so as not to commandeer the screen.

I planned to attend, but I forgot the day in this %!

@#\$\$ pandemic! Yeah, we get it! Set a reminder on your smart phone or make plans to watch and attend with a friend and hopefully one of the two of you will remember! Zoom itself will send you a reminder if you set it up ahead of time.

I just don't think I will like it. It won't be the same! Well, you are right, it is not the same, but it is the best option we have right now to maintain some sort of guild community and I'd like share my experience with SSU with you. In the past, I have taken classes at Sonoma State University's OLLI program (Osher Life Long Learning Institute.) After cancelling classes this spring due to the pandemic, they sent out a survey to see if folks would participate in Zoom classes. I actually replied

that I would NOT participate! I just didn't think it would be the same! But then they offered the first month's classes for free and I decided to try it, and to my surprise, it was great! I didn't have to drive there and search for parking, I could hear and see the presentation better, all while working on my quilt project, with cup of coffee at hand, and from the comfort of my recliner! I was sold! So I hope you will give our meetings a try and you may be pleasantly surprised too!

If you need help, reach out to us at:

petalumaquiltguild@yahoo.com

We will try to help you get set up ahead of time and we do monitor the website for communications during the actual meeting as well.

♪♪ So come on give it a try! Come on and Zoom! Come on and Zoom-Zoom! ♪♪

By Marilyn F



PQG Block of the Month


DISAPPEARING HOURGLASS



1. **Sew.** Pair a white tone-on-tone layer cake 10" square with another layer cake 10" square of a summer color, such as coral, blue, green, turquoise, deep or rose pink, or yellow. Right sides together, sew all around the perimeter using a $\frac{1}{4}$ " seam allowance.
2. **Cut.** Use a rotary cutter and cut the sewn squares from corner to corner twice on the diagonal. Open to reveal 4 half-square triangles.




3. **Arrange.** Arrange the 4 half-square triangles in a 4-patch formation to make an hourglass block. Sew together press toward darker seams.
4. Square up the hourglass to a $12\frac{3}{4}$ " square. (That's 12 and three quarters inches!) This will make cutting in thirds much easier. Here is what the cuts will look like.



Line up the ruler on the center seam. Cut $2\frac{1}{8}$ " away from the center seam on both sides. Turn 90 degrees and repeat for the other center seam.

You will end up with **nine** 4 ¼ " squares.

5. Turn each of the outside squares 180 degrees, the center 90 degrees. Here is the layout of the squares:



Sew the three units of each row together first. **DON'T FORGET TO TURN CENTER SQUARE ONLY *HALF* WAY.**

Finished block is 11 1/4 ". (11 ¾" unfinished!!!!)

□



Meissner
Sewing & Vacuum Centers

MEISSNER SAVINGS COUPON

Exclusive for Guild Members!

20% OFF

**IN-STOCK
ACCESSORIES & NOTIONS***

*Discount taken from MSRP on in-store purchases. Not valid with any other offers. Selection varies by location. In-stock items only. Some restrictions apply. See store for details.

www.MeissnerSewing.com



Meissner SEWING & VACUUM CENTER

Visit us at our NEW home at 1455 Santa Rosa Ave.
Now with more space for in-store events, fabric, and more of the products you love!



PROUD TO BE AN AUTHORIZED DEALER Availability varies by store.



BERNINA

brother

JANOME

VIKING

PFAFF

Janet

Miele

dyson

RICCAR

Sacramento
2417 Cormorant Way
(916) 920-2121

Folsom
98 Clarksville Rd., Ste. 130
(916) 984-7071

Roseville
9250 Fairway Dr., Ste. 110
(916) 791-2121

Santa Rosa
1455 Santa Rosa Ave.
(707) 575-5259

San Jose
4688 Meridian Ave.
(408) 264-4880

Sew Much News Advertising Rates

1/8 page: 6 mo.-\$30, 1 yr. -\$50

1/4 page: 6 mo.-\$50, 1 yr. - \$75

1/2 page: 6 mo.-\$75, 1 yr.-\$125

Full page: \$50 each time

Newsletter deadline is the 15th of the month.



August Birthdays

Louise C - 8/6

Jennifer B - 8/8

Janet C - 8/19

Debbie D - 8/29

Sharon G - 8/31

Francesca H - 8/15

Cathi L - 8/29

Kathy M - 8/9

Donna R - 8/16

Elisabeth W - 8/15

Committee Chairs

Castoff:
OPEN

Community Outreach
OPEN

**Friendship Pieced &
Applique:**
Marja T

Hospitality:
Barbara C

Library:
Kathy B

Military Quilts:
Jayne M

Monthly Mini:
Sharon G

MotherHen:
Garnet W

Opportunity Quilts:

Help Wanted!

Some committee chair
positions are open.
Please consider
volunteering.
Thank You!

Committee Chairs

Newsletter:
Jean P

Newsletter Mailing:
Laura L

Quilts for Cots:
Ellie O.

Retreats:
Debby L

Sunshine:
Laura L

Webmaster:
Shannon WS

Thank You, Affiliates!

Bay Quilts

5327 Jacuzzi St. Suite
3-C Richmond CA
94804
510-558-0218
www.sfbayquilts.com

Bolt Fabrics

219 N. Cloverdale Blvd.
Cloverdale, CA 95425
707-894-2658
www.boltcloverdale.com

Broadway Quilts

20525 Broadway
Sonoma, CA 95475
707-938-7312
www.broadwayquilts.com

Meissner Sewing and Vacuum Centers

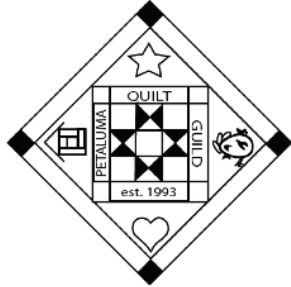
1455 Santa Rosa Ave.
Santa Rosa, CA
707-575-5259
www.MeisnerSewing.com

Quilted Angel

200 G St.
Petaluma, CA. 94952
www.quiltedangel.com
707-763-094

Officers

President:	Sue D.
Co-President	Marilyn F.
VP Membership:	Laura L.
VP Program:	Metha S. Shannon W.S.
Secretary:	Amanda C.
Treasurer:	Elisabeth W.
Parliamentarian:	Open



SEW MUCH NEWS
AUGUST 2020
PETALUMA QUILT GUILD
P.O.BOX 5334
PETALUMA, CA 94955
www.petalumaquiltguild.org