



# Sew Much News

## FEBRUARY PROGRAM

Attention all PQG'ers! -- TriGuild Luncheon is approaching and we need your help!

The February meeting will be a work meeting, and it's going to be sew much fun!

We would love for many of you to bring your sewing machines, if you can. We understand that not everyone is able to bring their machine, and that is okay. We will have lots of jobs for everyone including, cutting, pressing, and even gift wrapping! Come join us for a night of work, conversation and laughter.

Please Bring:

- \* Sewing Machine
- \* Black/Red/Gold fabrics (minimum size 3"x11") for the centerpiece blocks.
- \* If you brought home the paper pieced centerpiece blocks, please remember to bring them to the February meeting, we need them all!
- \* Have any small to medium size gift bags in new or nice condition? We can use them for the gifts we will be giving away at the luncheon.
- \* Do you have any batting scraps that are a minimum 22" square? We will need these for the centerpieces.

See you at the February Meeting!  
--Metha and Shannon



### General Meeting

Feb **4, 2020**, 7pm  
Petaluma Community  
Center,  
320 N. McDowell Blvd.,  
Petaluma

### Board Meeting

Jan **28, 2020**  
6:30 p.m.

Members are welcome.

### Don't Forget!

Friendship Blocks  
Military Blocks  
COTS Quilts  
Library Books  
\$ for Monthly Mini  
Show and Tell  
Nametag

### For Sew Night:

Sewing Machine  
3"x11" red, black, gold  
fabric  
Batting Scraps - 22"

### Tri-Guild Items:

Blocks for Centerpieces  
Champagne Glass  
Coasters  
Gift Bags  
Hearts and Red Fabric  
Large Baskets

# NOVEMBER 26, 2019 BOARD MEETING

Present: Sue [REDACTED]  
 Marilyn [REDACTED] Ellie  
 [REDACTED] Shannon  
 [REDACTED] Metha  
 [REDACTED] Elisabeth

Absent: Laura  
 [REDACTED] Amanda  
 [REDACTED]

Meeting was called to order at 6:35 PM. Approval of the minutes from the November board meeting, a motion to approve by Sue seconded by Marilyn agreed by all.

Secretary: Shannon  
 [REDACTED] (filling in for Amanda [REDACTED])

Treasurer's Report: Elisabeth [REDACTED] reported our current balance.

Programs Report: Shannon reported that Sally [REDACTED] and Marilyn [REDACTED] will be doing a trunk show at the January

meeting. Shannon interviewed them both so we can give a bio of our speakers and they will each show about 10 quilts.

February will be tri guild luncheon work meeting. March or April we may ask Redwork Rovers to do a trunk show

COTS: Ellie [REDACTED]  
 COTS was on a break for December. They will meet at the end of January, 4th Thursday of the month, Jan 23 will be next meeting.


Business:

Tri Guild planning is coming along - Barbara [REDACTED] will do table hosting. Elisabeth on name tags. Ellie O on food, Marilyn on door prizes. Next TriGuild meeting: Thursday Feb 13, 6:30p at Methas.

Shelving Unit - Metha is checking if her homeowners association is interested.

Marilyn F checked the Marin Co Fair to see what awards they currently give out for Quilt entries. We will continue to do research on plan for an award for the Marin Fair.

Next board meeting will be held on January 28, 2020 at Metha's clubhouse. Meeting adjourned at 7:30pm.



## General Meeting Minutes - December 3, 2019

Called to order at 7:03 pm. Sue welcomed everyone to the meeting and reminded everyone to pick up their Opportunity Quilt tickets.

### **Approval of Minutes:**

There were no corrections. Jo made the first motion to approve and Shannon seconded. Unanimously approved.

### **Treasurer's Report:**

Elisabeth gave us our current bank balance.

**Board Meeting:** will be held at the Clubhouse on Jan 28, 2020 at 6:30 pm. All members are welcome.

### **Announcements**

**Tri-Guild Luncheon:** next meeting is Feb 13, Thursday at 6:30 pm at the Clubhouse. Our next guild meeting will be a work night to help make the coaster/favors as well as non-sewing jobs. Jean

demonstrated the ½ Log Cabin Tri Guild block and passed out directions for guild members. The center must be red print/solid. Black, gold or red for other 'logs'. The outermost needs to be solid black.

The menu is set with Mary's Cobb salad, rolls and cheesecake for dessert. Fizzy water and Martinelli's Apple Cider. Coffee and still water will also be available.

There are several jobs at the luncheon and everyone will need to pitch in; Table Hostesses (17), Raffle Ticket Seller (5), Registration Table (3), Blocks Taken In (3), Basket Delivery (4). Sign up sheets are available during break. Also sign up if you are coming and if you want a salad with meat or without meat.

Table hostesses will be responsible for providing 2 forks and a knife for 8 settings and generally being welcoming to their table guests. They will bring out the salads from the kitchen.

Petaluma Pete will be the featured guest.

**Retreat:** Our next retreat will be the final weekend of February 2020 at Walker Creek. Signed up so far - 13 full time participants and several day trippers. All fees must be paid by Feb 2020 meeting. See Debbie L for details.



Cont. on p. 4

**Cont. from p.3**

**Business:**

**Marin Quilt Show:** We decided to sponsor a \$50 prize in the category of Regular Quilts at the Marin Needle Arts Show at the Marin Fair.

**Petaluma History**

**Museum:** "The Threads That Connect" show is open at the Museum. On Jan 15, Sara Z is giving a talk with visuals about the history of Crazy Quilts. The show runs through Jan 26<sup>th</sup>.

**COTS:** 10 quilts and 10 pillowcases were delivered. We need to refill the supply

**Monthly Mini:** Kathy M made the monthly mini, and JoAnne won it. Sheri needs monthly minis for May, June, July and August.




**Membership Report:**

Mary R won the monthly drawing for paid up members to win a Metha tote bag. Jo won the name tag drawing and Susan for membership.

**Military:** Jayne had a new block for people to take. Also, if you have taken blocks, please either do them and return the finished blocks or return the kits so she can finish the quilts.

**Tickets:** Sue has tickets to Road to California in Southern CA for Jan 23 – 28<sup>th</sup>.

**Show & Tell:** Great fox quilt!



**Meeting adjourned at 8:50pm.**





## PRESIDENTS' MESSAGE

'Tis the season of love and there is plenty to love about the Petaluma Quilt Guild and its members. We love our retreats! Our Walker Creek Retreat is coming up at the end of the month, February 28th-March 1st. If you haven't signed up yet, be sure to see Debby L at the meeting. Kudos to her for making all the arrangements!

We love our Tri Guild Luncheon volunteers! A shout out to everyone who has made a block for the table toppers or who has made a set of wine glass coasters. Special thanks to Metha S for drafting the paper piecing pattern for the table toppers, as well as Garnet W for showing us how to make those coasters. Jean P presented the TGL block for the drawing and passed out instructions at the January meeting. Thanks Jean! And thanks to everyone who signed up to be table hostesses or raffle basket runners or work the registration tables. Thanks too to everyone who has donated lovely items for the raffle baskets. A thousand thanks to Brenda D, Sally A and JoAnne W for sorting those donations and packing the enticing baskets we all love! There are plenty others working behind the scenes, and we love you too!

We love our Opportunity Quilt! Thanks to Sharon G for donating it, and thanks to Gale V for agreeing to oversee it. Tickets were passed out at the January meeting. Be sure to pick yours up if you haven't already! If you have an idea for our next opportunity quilt and would like to lead the guild in making it, please see Sue or Marilyn.

We love our community outreach! Ellie and her crew keep the COTS table chock full of packets for sewing, and Jayne has several patterns out for military quilts. If you have taken any packets from either of these great gals, be sure to return them in a timely manner so those projects can move forward.

We love our cast off table! Who doesn't love free fabric? One quilter's trash is another quilter's treasure, and it is wonderful that members are willing to let go of items to benefit others. We don't have anyone currently taking responsibility for this, so it falls to everyone who uses it to take responsibility for it. If you have brought cast off items, please check the table at the end of the meeting and take back home anything that wasn't picked up. If you think this is an area that you would like to volunteer for, please see Sue or Marilyn.

Don't you just love PQG? We do!  
Happy Valentine's Day, Sue and Marilyn



# THIS 'N THAT

## TRI GUILD LUNCHEON BASKETS

Don't forget to bring something to donate for the Tri-Guild Luncheon Baskets. We are still accepting contributions for January's basket, a **Baby theme**. In honor of Valentine's Day, February's basket is **Hearts or Red fabric**. We also need additional **large baskets**. We would be **grateful for anything else you wish to contribute** to help make our baskets fabulous!

### WALKER CREEK RETREAT FEB. 28, 29 AND MAR 1 2 PM FRIDAY TO 4 PM SUNDAY

Hello Ladies...it's back to Walker Creek time again....'Specially after the holidays, it will be a nice time to just come and sew your own personal fun.....There might even be some things for the Tri-Guild Luncheon to make...

We will be having an opportunity square that you can make and try to win; plus, I am looking into a project that someone might want to teach us.

If you have never been, we have one building with rooms with 2 - 3 twin beds in each room. It is an easy walk to our very large work room (which also is very close to the cafeteria).

So you ask, "How much is this going to cost me?"  
For the whole weekend, it is \$280 - 2 Breakfasts, Lunches, Dinners and 2 nights.

8 AM Breakfast is \$13  
12 PM Lunch is \$15  
6 PM Dinner is \$20  
Lodging per night is \$92

If you want to come part-time, and you DO NOT spend the night, you need to pay the day use fee which is \$18.

If you are interested, please email Debby or sign up at the January meeting. All money must be paid by the February meeting. More info will be sent to all who sign up.  
Debby

**Hello Day Trippers!!!**  
**Please come and join us. What is a day tripper?...It is someone who gets to go to the retreat for just a day and have lunch/dinner. Contact Debby or Petaluma Quilt Guild if you're interested**  
**Debby**



# TRI-GUILD LUNCHEON - ALL GUILD BLOCK

## "Moondance"

1. The Tri-Guild is a half log cabin block. *All seams are  $\frac{1}{4}$ "*.
2. The colors are red, gold and black.
3. The strips may be print but must *read red, gold and black*.
4. The *center square* will measure  $2\frac{1}{2}" \times 2\frac{1}{2}"$  and *must be red*. It can be solid red or a predominantly red print. It can be a medium or dark red.
5. The strips around the center square will measure  $2"$  x various lengths (see cutting instruction below) and can be any combination of solid or prints; again, predominantly red, gold or black. *Place in a lighter to darker sequence*.
6. The *last strips (Color E) must be Solid black*.

### Specific Color Requirements:

Fabric A – **Red** solid or print (dark or medium)

Fabric B (1 & 2) – Lighter gold print or solid

Fabric C (1 & 2) – Medium gold, red, or combo print

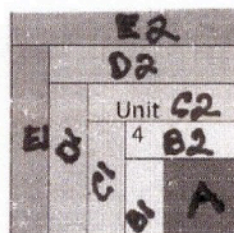
Fabric D (1 & 2) – Darker gold, red, black or combo print

Fabric E (1 & 2) – **Solid black** (shows as cross-hatching borders when rows of blocks are sewn together).

### Cutting Instructions:

You can sew a long strip onto the square and cut it after sewing or you can precut your  $2"$  strips as follows:

Fabric A	$2\frac{1}{2}" \times 2\frac{1}{2}"$
Fabric B1	$2" \times 2\frac{1}{2}"$
Fabric B2	$2" \times 4"$
Fabric C1	$2" \times 4"$
Fabric C2	$2" \times 5\frac{1}{2}"$
Fabric D1	$2" \times 5\frac{1}{2}"$
Fabric D2	$2" \times 7"$
Fabric E1	$2" \times 7"$
Fabric E2	$2" \times 8\frac{1}{2}"$



### Sewing Instructions:

1. Place the center square (color A) in front of you (on a table).
2. Place the first, shorter strip – Color B1 *on the left of the center square* and sew. *It is important that the first strip is sewn on the left so all blocks have the same orientation.*
3. Press all seams out from the center square, towards the strip you have just added.
4. Place the longer strip of Color B2 on the top side of the center square, sew and press. Again, for correct block orientation.
5. You will continue to follow this sequence for the remaining strips of Colors C, D and E, making sure to have the solid black strips as the last ones added.



# TRI-GUILD LUNCHEON TABLE FAVORS

## The Roaring 20's!!!

Get ready to rouge you knees and roll your stockings down!!! We're headed to the best kept secret in Petaluma, the Tri-Guild Speakeasy. Be on the lookout for feather headbands, boas, and fringe to complete your costume for our Roaring '20's luncheon.

Various members of the committee will teach us how to sew together the table centerpieces, table favors, and blocks to win. Below are directions for the table favors, in case you want to get started on these. We need to make four for each attendee. A demonstration will take place at the December meeting.



Christmas Folded Fabric Coasters

### Materials::

1 Charm pack or 40 assorted 5" squares

¼ yard Fusible fleece cut into 8 5" squares (You can use batting instead of the fusible fleece.)

### Directions:

1. From the Charm Pack choose 8 Focus 5" Squares for the back. Press the Fusible Fleece to the wrong side of the squares.
2. Press the remaining 5" Squares in half for the front.
3. Fleece place the 5" focus square right side up.
4. Weave 4 of the folded 5" Squares on right side of the 5" focus back with the raw edges on the outside of the square and the fold toward the center, per the pictures below. Pin.
5. Stitch with a ¼" seam around the outside edge.
6. Trim the corners
7. Flip and Press.



3 half folds



4th half fold



pull the 3rd fold over the 4th half fold



This is what the top looks before you sew on all 4 raw edges



FINISHED FRONT



FINISHED BACK

Broadway Quilts  
20525 Broadway < Sonoma, CA 95476 > 707.938.7312  
[www.broadwayquilts.com](http://www.broadwayquilts.com)



## Mark Your Calendars!

### **PQG - WALKER CREEK RETREAT**

Feb. 28, 29 & Mar 1  
2 pm Friday to 4 pm Sunday  
See p. 6 for information

### **Never Ending Thread**

Shirley Cunningham and Marianne Lettieri  
Finlayson Gallery  
San Jose Museum of Quilts and Textiles  
520 South 1st Street, San Jose, CA 95113  
Jan 19 - Apr 12

### **Folsom Quilt Show**

Folsom Quilt & Fiber Guild  
35th Anniversary Show  
Folsom Community Center  
52 Natoma Street, Folsom  
Fri Feb 7 – Sun Feb 9

### **Pajara Valley Quilt Association Quilt Show**

Santa Clara County Fairgrounds  
2601 E. Lake Avenue, Watsonville, CA  
95706  
300+ Quilts, etc.  
\$10 Gen Adm, \$8 Advanced  
[www.pvqa.org](http://www.pvqa.org)  
Feb 22-23

### **Manteca Quilters Quilt and Doll Show**

Wentworth Center  
2707 Transworld Drive  
Stockton, CA  
Mar 7-8

### **Voices in Cloth: VIC 2020**

The Craneway Pavillion  
1414 Harbour Way S.  
Richmond, CA  
Mar 21-22

### **17<sup>th</sup> Annual Sonoma Quilt Show**

Vintage House Senior Center  
264 First St. East  
Sonoma, CA 95476  
\$5 Adm to support their programs  
Mar 21 & 22

### **Guild Quilters of Contra Costa County Quilt Show**

Centre Concord  
5298 Clayton Road  
Concord, CA 94521  
Apr 4-5

### **Foothill Quilt Show**

Quilts and Cafe  
ARD Regional Park, 3770 Richardson Dr.  
Auburn, CA  
Apr 4-5  
Fri 10-5; Sat 10-4

### **Under the Covers: It's Not What It Seams**


A collaboration of SJ University Students  
and the permanent collection of quilts at the  
SJ Museum  
Finlayson Gallery  
San Jose Museum of Quilts and Textiles  
520 South 1st Street, San Jose, CA 95113  
Porcella Gallery  
Apr 19 - May 31

### **Layered and Stitched**

50 Years of Innovative Art  
(showing 50 art quilts)  
San Jose Museum of Quilts and Textiles  
520 South 1st  
Street, San Jose, CA  
95113  
Apr 19 - Jul 12





# Program Photo Gallery






Program Photo Gallery, cont.











**MEISSNER SAVINGS COUPON**

Exclusive for Guild Members!


**20% OFF**

**IN-STOCK ACCESSORIES & NOTIONS\***

\*Discount taken from MSRP on in-store purchases. Not valid with any other offers. Selection varies by location. In-stock items only. Some restrictions apply. See store for details.










[www.MeissnerSewing.com](http://www.MeissnerSewing.com)



**Visit us at our NEW home at 1455 Santa Rosa Ave.**











Now with more space for in-store events, fabric, and more of the products you love!

MORE CLASSES AVAILABLE!

PROUD TO BE AN AUTHORIZED DEALER

Availability varies by store.

<b>Sacramento</b>	<b>Folsom</b>	<b>Roseville</b>	<b>Santa Rosa</b>	<b>San Jose</b>
2417 Cormorant Way	98 Clarksville Rd., Ste. 130	9250 Fairway Dr., Ste. 110	1455 Santa Rosa Ave.	4688 Meridian Ave.
<b>(916) 920-2121</b>	<b>(916) 984-7071</b>	<b>(916) 791-2121</b>	<b>(707) 575-5259</b>	<b>(408) 264-4880</b>

### Sew Much News Advertising Rates

1/8 page: 6 mo.-\$30, 1 yr. -\$50

1/4 page: 6 mo.-\$50, 1 yr. - \$75

1/2 page: 6 mo.-\$75, 1 yr.-\$125

Full page: \$50 each time

Newsletter deadline is the 15th of the month.



### February Birthdays

Cathy S. - 2/3

Bobbie L. - 2/5

Cheryl B. - 2/6

Angela O. - 2/8

Lillian R. - 2/11

Tracy B. - 2/23

Marilyn F. - 2/25



### Committee Chairs

**Castoff:**  
OPEN

**Community Outreach**  
OPEN

**Friendship Pieced & Applique:**  
Marja [REDACTED] - Coordinator  
[REDACTED]  
[REDACTED]

**Hospitality:**  
Barbara [REDACTED] [REDACTED]  
[REDACTED]

**Library:**  
Kathy [REDACTED] [REDACTED] [REDACTED]  
[REDACTED]

**Military Quilts:**  
Jayne [REDACTED]  
[REDACTED]

**Monthly Mini:**  
Sharon [REDACTED]  
[REDACTED]

**MotherHen:**  
Garnet [REDACTED]  
[REDACTED]

**Opportunity Quilts:**  
2020 - Margaret's Baskets

**Help Wanted!**  
Some committee chair  
positions are open.  
Please consider  
volunteering.  
Thank You!

### Committee Chairs

**Newsletter:**  
Jean [REDACTED]  
[REDACTED]

**Newsletter Mailing:**  
Laura [REDACTED]  
[REDACTED]

**Quilts for Cots:**  
Ellie [REDACTED]  
[REDACTED]

**Retreats:**  
Debby [REDACTED]  
[REDACTED]

**Sunshine:**  
Laura L [REDACTED]  
[REDACTED]

**Webmaster:**  
Shannon [REDACTED]  
[REDACTED]  
[REDACTED]



### Thank You, Affiliates!

**Bay Quilts**  
5327 Jacuzzi St. Suite 3-C  
Richmond CA 94804  
510-558-0218  
[www.sfbayquilts.com](http://www.sfbayquilts.com)

**Bolt Fabrics**  
219 N. Cloverdale Blvd.  
Cloverdale, CA 95425  
707-894-2658  
[www.boltcloverdale.com](http://www.boltcloverdale.com)

**Broadway Quilts**  
20525 Broadway  
Sonoma, CA 95475  
707-938-7312  
[www.broadwayquilts.com](http://www.broadwayquilts.com)

**Meissner Sewing and Vacuum Centers**  
1455 Santa Rosa Ave.  
Santa Rosa, CA  
707-575-5259  
[www.MeisnerSewing.com](http://www.MeisnerSewing.com)

**Quilted Angel**  
200 G St.  
Petaluma, CA. 94952  
[www.quiltedangel.com](http://www.quiltedangel.com)  
707-763-094

## Officers

President:	Sue D.		
Co-President	Marilyn F.		
VP Membership:	Laura L.		
VP Program:	Metha S.		
	Shannon W.S.		
Secretary:	Amanda C.		
Treasurer:	Elisabeth W.		
Parliamentarian:	Open		



SEW MUCH NEWS  
FEBRUARY 2020  
PETALUMA QUILT GUILD  
P.O.BOX 5334  
PETALUMA, CA 94955  
[www.petalumaquiltguild.org](http://www.petalumaquiltguild.org)